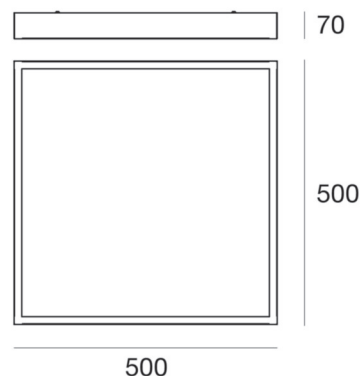





Ceiling Lights | 220-240 V | topLED 43 W 500 mA | CRI 90
8233N



Technical data	
Installation position	Ceiling
Installation environment	Indoor
Light Source	LED
Optics	General Lighting
Light emission direction	downward
Power	43 W
Luminous flux (source)	5270 lm
Frequency	60 - 50 Hz
CCT / Tonalità	4000 K
Colour rendering index	90 Ra
Safety class	1
IP	IP40
Glow wire test	650°
Direct mounting on normally flammable surfaces	Yes
CE	Yes
ETL	No
Driver included	Yes
Dimmable article	Phase cut
Induzione	No
Emergency mode	No
Motion sensor	No
Directional	No
Tilting	No
Walk-over	No
Drive-over	No
Cable included	No
Resin potting	No

Finishing diffuser	
Material	PMMA
Colour	opaline
Processing	Satin finishing

Finishing mounting frame	
Material	Iron
Colour	embossed white RAL 9003
Processing	Coating

Ceiling Lights | 220-240 V | topLED 43 W 500 mA | CRI 90
8233N

Single emission ceiling lights for indoor application. The natural white LED light source with a general lighting light distribution is composed of 156 topLED LEDs with CCT of 4000 K and a CRI 90; the source luminous flux is 5270 lm, with a 122.6 lm/W nominal luminous efficacy and an operating lifetime (L70) of 72.5000 hours.

The diffuser is made of pmma with a satin finishing treatment; the mounting frame is made of iron, with a embossed white ral 9003 finish, processed by means of coating. The ingress protection degree is IP40; The power supply driver is included in the delivery.

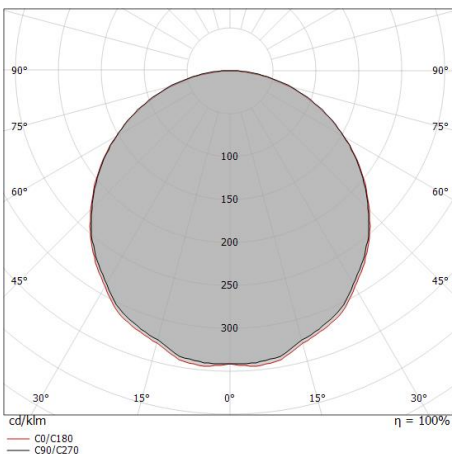
The total absorbed power is 43 W.

The device features protection class I and can be ceiling-mounted.

Illuminotechnical Features	
Light Output Ratio (LOR)	73 %
Luminous flux (source)	5270 lm
Luminaire luminous flux	3875 lm
Consumption	43 W
Luminaire efficacy	90 lm/W
Colour temperature	4000 K
Standard Deviation of Colour Matching	3 Step MacAdam
Colour rendering index	90 Ra
Life / Failure ratio	L70C0B20 72.5H

UGR	
X=4H Y=8H	S=0.25H
Reflection factor	70/50/20
UGR transversal	< 22
UGR axial	< 22

OPTICAL	
Light distribution simmetry	Symmetrical
Optica C0/C180	113°



Distance [m]	Cone diameter [m]	E(0°)	E(C90)	E(C0)
0.5	1.52 1.50	5298	442	459
1.0	3.03 3.00	1324	111	115
1.5	4.55 4.50	589	49	51
2.0	6.07 6.00	331	28	29
2.5	7.58 7.50	212	18	18
3.0	9.10 9.00	147	12	13

Distance [m] Cone diameter [m] Illuminance [lx]

— C0/C180 (Half-peak divergence: 112.6°)
 — C90/C270 (Half-peak divergence: 113.2°)



Box_SQ | Ceiling Lights | Accessories
8233N



Dimmer
PUSH DIM, 220-240V

Code
KIT0026