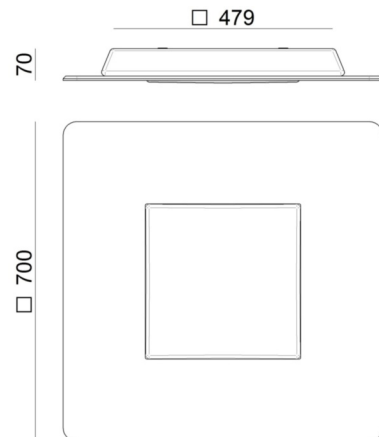




Pendant Luminaires | 220-240 V | topLED 28 W 700 mA | CRI 90
8123



Technical data	
Installation position	Ceiling
Installation environment	Indoor
Light Source	LED
Optics	General Lighting
Light emission direction	downward and upward
Power	28 W
Luminous flux (source)	3062 lm
Frequency	60 - 50 Hz
CCT / Tonaltà	3000 K
Colour rendering index	90 Ra
AC / DC	AC
Safety class	1
IP	IP20
Glow wire test	650°
Direct mounting on normally flammable surfaces	Yes
CE	Yes
ETL	No
Driver included	Yes
Dimmable article	Phase cut
Induzione	No
Emergency mode	No
Motion sensor	No
Directional	No
Tilting	No
Walk-over	No
Drive-over	No
Cable included	No
Resin potting	No

Finishing diffuser	
Material	PE
Colour	neutral

Finishing mounting frame	
Material	Iron
Colour	embossed white RAL 9003
Processing	Coating

Pendant Luminaires | 220-240 V | topLED 28 W 700 mA | CRI 90
8123

Double emission pendant luminaires for indoor application. The warm white LED light source with a general lighting light distribution is composed of 88 topLED LEDs with CCT of 3000 K and a CRI 90; the source luminous flux is 3062 lm, with a 109.4 lm/W nominal luminous efficacy and an operating lifetime (L80) of 80000 hours.

; the diffuser is made of pe; the mounting frame is made of iron, with a embossed white ral 9003 finish, processed by means of coating. The ingress protection degree is IP20; the total weight is of 5.400 kg. The power supply driver is included in the delivery.

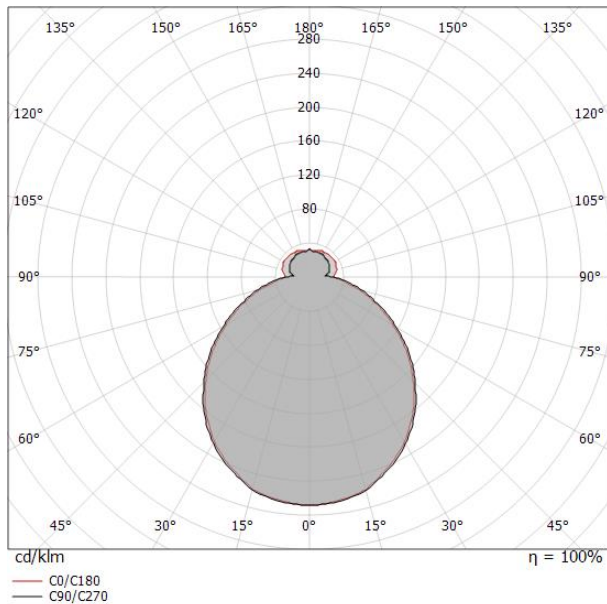
The total absorbed power is 28 W.

The device features protection class I and can be ceiling-mounted.

Illuminotechnical Features	
Light Output Ratio (LOR)	67 %
Luminous flux (source)	3062 lm
Luminaire luminous flux	2062 lm
Consumption	28 W
Luminaire efficacy	73 lm/W
Colour temperature	3000 K
Standard Deviation of Colour Matching	3 Step MacAdam
Colour rendering index	90 Ra
Life / Failure ratio	L80C0B20

UGR	
X=4H Y=8H	S=0.25H
Reflection factor	70/50/20
UGR transversal	< 22
UGR axial	< 22

OPTICAL	
Light distribution simmetry	Symmetrical
Optica C0/C180	110°



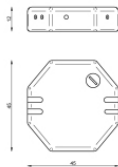
Distance [m]	Cone diameter [m]	E(0°)	E(C90)	E(C0)	Illuminance [lx]
0.5	1.48 1.43	2215	195	209	
1.0	2.95 2.86	554	49	52	
1.5	4.43 4.28	246	22	23	
2.0	5.91 5.71	138	12	13	
2.5	7.38 7.14	89	8	8	
3.0	8.86 8.57	62	5	6	

Distance [m] Cone diameter [m] Illuminance [lx]

— C0/C180 (Half-peak divergence: 110.0°)
— C90/C270 (Half-peak divergence: 111.8°)



Square_PQ | Pendant Luminaires | Accessories
8123



Dimmer
PUSH DIM, 220-240V

Code
KIT0026



Dimmer
Bluetooth, 85-240V

Code
KIT0080