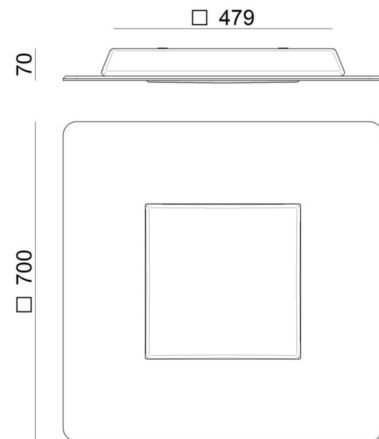




Ceiling Lights | 220-240 V | topLED 37 W 1000 mA | CRI 90  
8124



Technical data	
Installation position	Ceiling
Installation environment	Indoor
Light Source	LED
Optics	General Lighting
Light emission direction	downward
Power	37 W
Luminous flux (source)	4132 lm
Frequency	60 - 50 Hz
CCT / Tonalità	3000 K
Colour rendering index	90 Ra
Safety class	1
IP	IP20
Glow wire test	650°
Direct mounting on normally flammable surfaces	Yes
CE	Yes
ETL	No
Driver included	Yes
Dimmable article	Phase cut
Induzione	No
Emergency mode	No
Motion sensor	No
Directional	No
Tilting	No
Walk-over	No
Drive-over	No
Cable included	No
Resin potting	No

Finishing casing	
Material	Wood
Colour	white
Processing	melamine

Finishing diffuser	
Material	PE
Colour	neutral

Ceiling Lights | 220-240 V | topLED 37 W 1000 mA | CRI 90  
8124

Double emission ceiling lights for indoor application. The warm white LED light source with a general lighting light distribution is composed of 100 topLED LEDs with CCT of 3000 K and a CRI 90; the source luminous flux is 4132 lm, with a 111.7 lm/W nominal luminous efficacy and an operating lifetime (L80) of 80000 hours.

The device body is made of wood and features a white finish, processed by means of melamine; the diffuser is made of pe. The ingress protection degree is IP20; the total weight is of 3.610 kg. The power supply driver is included in the delivery.

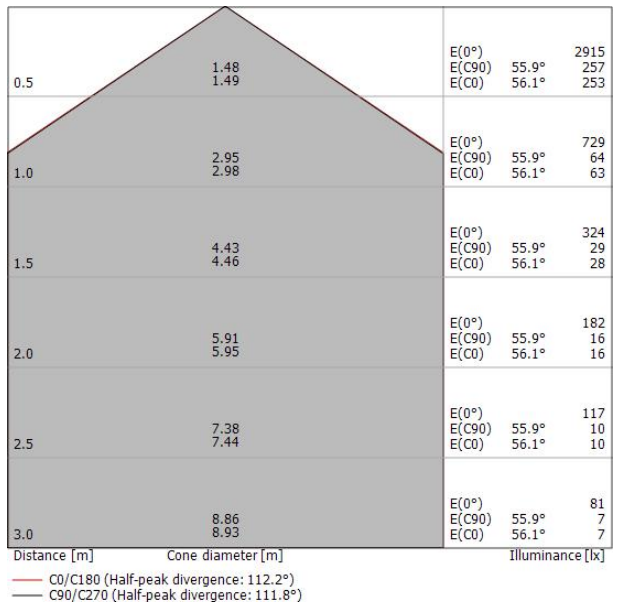
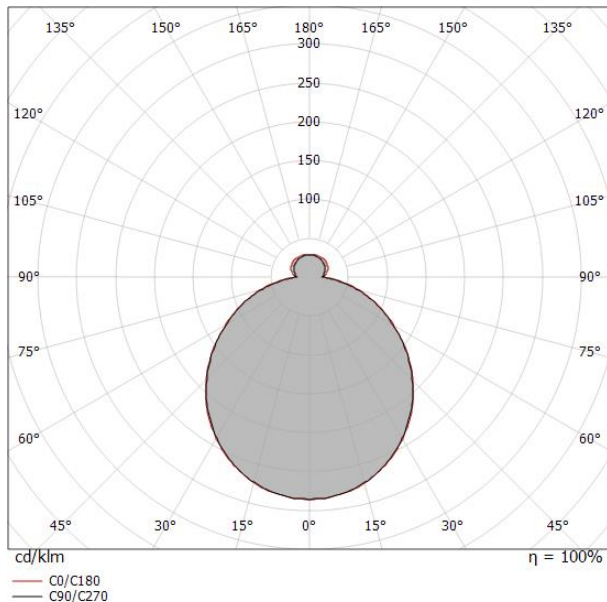
The total absorbed power is 37 W.

The device features protection class I and can be ceiling-mounted.

Illuminotechnical Features	
Light Output Ratio (LOR)	61 %
Luminous flux (source)	4132 lm
Luminaire luminous flux	2551 lm
Consumption	37 W
Luminaire efficacy	68 lm/W
Colour temperature	3000 K
Standard Deviation of Colour Matching	3 Step MacAdam
Colour rendering index	90 Ra
Life / Failure ratio	L80C0B20

UGR	
X=4H   Y=8H	S=0.25H
Reflection factor	70/50/20
UGR transversal	< 25
UGR axial	< 25

OPTICAL	
Light distribution simmetry	Symmetrical
Ottica C0/C180	112°





Square\_SQ | Ceiling Lights | Accessories  
8124



Dimmer  
PUSH DIM, 220-240V

**Code**  
KIT0026



Dimmer  
Bluetooth, 85-240V

**Code**  
KIT0080