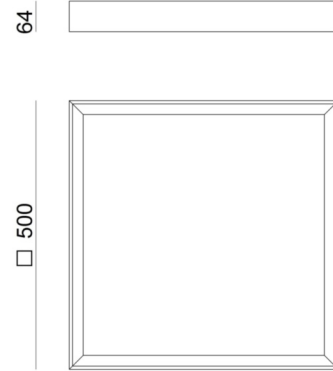





Ceiling Lights | topLED 45 W 1050 mA | CRI 80  
8331



Technical data	
Type	Surface
Installation position	Wall lights - Ceiling
Installation environment	Indoor
Light Source	LED
Optics	General Lighting
Light emission direction	downward
Power	45 W
Source lumens	4900 lm
CCT / Tone	3000 K
Colour rendering index	80 Ra
AC / DC	AC
Safety class	1
IP	IP20
Glow wire test	850°
Direct mounting on normally flammable surfaces	Yes
CE	Yes
ETL	No
Fire Rated (BS 476 PT21 compliant)	No
Driver included	Driver
Induction	No
Emergency mode	No
Motion sensor	No
Directional	No
Tilting	No
Walk-over	No
Drive-over	No
Cable included	No
Resin potting	No
Type of light emission	Single emission
Net weight	3.2 Kg
Electrostatic discharge protection	No
Surge protection	No

Finishing casing	
Material	Aluminium
Colour	embossed white RAL 9003
Processing	Coating

Finishing diffuser	
Material	PC
Colour	opaline

## Ceiling Lights | topLED 45 W 1050 mA | CRI 80 8331

Single emission ceiling lights for indoor application. The warm white LED light source with a general lighting light distribution is composed of 1 topped LEDs with CCT of 3000 K and a CRI 80; the source luminous flux is 4900 lm, with a 108.9 lm/W nominal luminous efficacy.

The device body is made of aluminium and features a embossed white ral 9003 finish, processed by means of coating; the diffuser is made of PC. The ingress protection degree is IP20; the total weight is of 3.2 kg.

The total absorbed power is 45 W.

The device features protection class I and can be wall lights or ceiling-mounted.

Compliant with the EN 60598-1 standard and its specific provisions.

### Illuminotechnical Features

Light Output Ratio (LOR)	55 %
Source lumens	4900 lm
Delivered lumens	2720 lm
Consumption	50 W
Luminaire efficacy	54 lm/W
Colour temperature	3000 K
Standard Deviation of Colour Matching	3 Step MacAdam
Colour rendering index	80 Ra

### LED Life / Failure Ratio

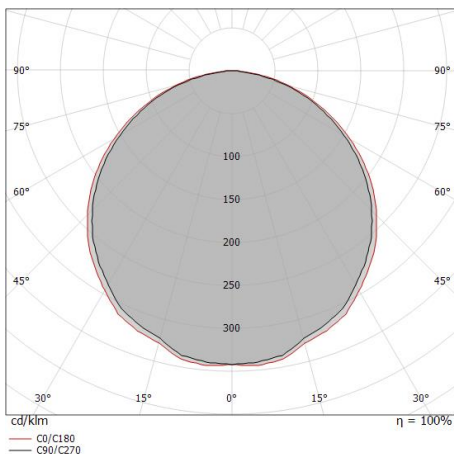
L70 B20 C0 72.5h
------------------

### UGR

X=4H   Y=8H	S=0.25H
Reflection factor	70/50/20
UGR transversal	< 19
UGR axial	< 19

### OPTICAL

Light distribution simmetry	Symmetrical
C0/C180 optics	113°



Distance [m]	Cone diameter [m]	illuminance [lx]
0.5	1.51 1.58	E(0°) 3723 E(C90) 316 E(C0) 289
1.0	3.01 3.15	E(0°) 931 E(C90) 79 E(C0) 72
1.5	4.52 4.73	E(0°) 414 E(C90) 35 E(C0) 32
2.0	6.02 6.30	E(0°) 233 E(C90) 20 E(C0) 18
2.5	7.53 7.88	E(0°) 149 E(C90) 13 E(C0) 12
3.0	9.03 9.45	E(0°) 103 E(C90) 9 E(C0) 8

— C0/C180 (Half-peak divergence: 115.2°)  
— C90/C270 (Half-peak divergence: 112.8°)