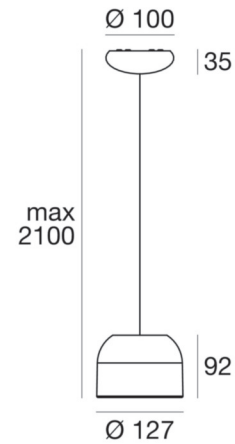




Pendant Luminaires | 220-240 V | arrayLED 11 W 500 mA | CRI 80
8420



Technical data	
Type	Surface
Installation position	Ceiling
Installation environment	Indoor
Light Source	LED
Optics	General Lighting
Light emission direction	downward
Power	11 W
Source lumens	1162 lm
Frequency	60 - 50 Hz
CCT / Tone	3000 K
Colour rendering index	80 Ra
Safety class	1
IP	IP20
Glow wire test	850°
Direct mounting on normally flammable surfaces	Yes
CE	Yes
ETL	No
Fire Rated (BS 476 PT21 compliant)	No
Driver included	Driver
Induction	No
Emergency mode	No
Motion sensor	No
Directional	No
Tilting	No
Walk-over	No
Drive-over	No
Cable included	No
Resin potting	No
Type of light emission	Single emission

Finishing casing	
Material	Aluminium
Colour	embossed white RAL 9003
Processing	Coating

Finishing diffuser	
Material	PC
Processing	Sandblasting



Pendant Luminaires | 220-240 V | arrayLED 11 W 500 mA | CRI 80
8420

Single emission pendant luminaires for indoor application. The warm white LED light source with a general lighting light distribution is composed of 1 topped LEDs with CCT of 3000 K and a CRI 80; the source luminous flux is 1162 lm, with a 105.6 lm/W nominal luminous efficacy.

The device body is made of aluminium and features a embossed white ral 9003 finish, processed by means of coating; the diffuser is made of PC with a sandblasting treatment; the mounting frame is made of iron, with a embossed white ral 9003 finish, processed by means of coating. The ingress protection degree is IP20;

The total absorbed power is 11 W.

The device features protection class I and can be ceiling-mounted.

Illuminotechnical Features

Light Output Ratio (LOR)	70 %
Source lumens	1162 lm
Delivered lumens	820 lm
Consumption	11 W
Luminaire efficacy	74 lm/W
Colour temperature	3000 K
Standard Deviation of Colour Matching	3 Step MacAdam
Colour rendering index	80 Ra

LED Life / Failure Ratio

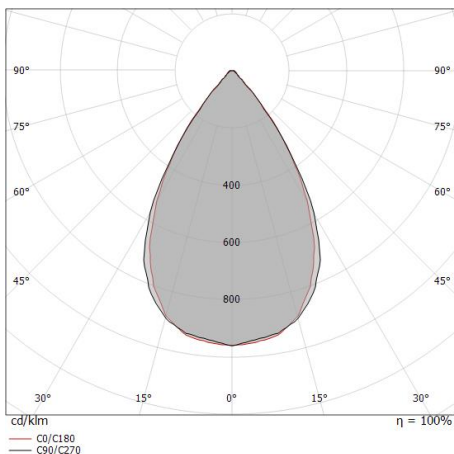
L80 B20 C0 80h

UGR

X=4H Y=8H	S=0.25H
Reflection factor	70/50/20
UGR transversal	< 22
UGR axial	< 22

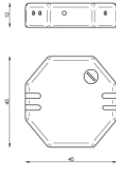
OPTICAL

Light distribution simmetry	Symmetrical
C0/C180 optics	62°



Distance [m]	Cone diameter [m]	Illuminance [lx]
0.5	0.63 0.61	E(0°) 3150 E(C90) 956 E(C0) 991
1.0	1.26 1.21	E(0°) 788 E(C90) 239 E(C0) 248
1.5	1.89 1.82	E(0°) 350 E(C90) 106 E(C0) 110
2.0	2.52 2.42	E(0°) 197 E(C90) 60 E(C0) 62
2.5	3.15 3.03	E(0°) 126 E(C90) 38 E(C0) 40
3.0	3.78 3.63	E(0°) 88 E(C90) 27 E(C0) 28

— C0/C180 (Half-peak divergence: 62.4°)
 — C90/C270 (Half-peak divergence: 64.4°)



Dimmer
PUSH DIM, 220-240V

Code
KIT0026