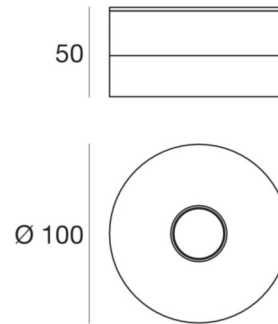
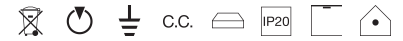




Ceiling Lights | 220-240 V | arrayLED 10 W 500 mA | CRI 80  
7618



Technical data	
Type	Surface
Installation position	Ceiling
Installation environment	Indoor
Light Source	LED
Optics	General Lighting
Light emission direction	downward
Power	10 W
Source lumens	1162 lm
Frequency	60 - 50 Hz
CCT / Tone	3000 K
Colour rendering index	80 Ra
Safety class	1
IP	IP20
Glow wire test	650°
Direct mounting on normally flammable surfaces	Yes
CE	Yes
ETL	No
Fire Rated (BS 476 PT21 compliant)	No
Driver included	Driver
Dimmable article	Phase cut
Induction	No
Emergency mode	No
Motion sensor	No
Directional	No
Tilting	No
Walk-over	No
Drive-over	No
Cable included	No
Resin potting	No
Type of light emission	Single emission
Net weight	0.550 Kg

Finishing casing	
Material	Aluminium
Colour	embossed white RAL 9003
Processing	Coating

Finishing diffuser	
Material	PMMA
Colour	sandblasted



Ceiling Lights | 220-240 V | arrayLED 10 W 500 mA | CRI 80  
**7618**

Single emission ceiling lights for indoor application. The warm white LED light source with a general lighting light distribution is composed of 1 topped LEDs with CCT of 3000 K and a CRI 80; the source luminous flux is 1162 lm, with a 116.2 lm/W nominal luminous efficacy.

The device body is made of aluminium and features a embossed white ral 9003 finish, processed by means of coating; the diffuser is made of pmma; the mounting frame is made of aluminium, with a embossed white ral 9003 finish, processed by means of coating. The ingress protection degree is IP20; the total weight is of 0.550 kg.

The total absorbed power is 10 W.

The device features protection class I and can be ceiling-mounted.

### Illuminotechnical Features

Light Output Ratio (LOR)	70 %
Source lumens	1162 lm
Delivered lumens	820 lm
Consumption	10 W
Luminaire efficacy	82 lm/W
Colour temperature	3000 K
Standard Deviation of Colour Matching	3 Step MacAdam
Colour rendering index	80 Ra

### LED Life / Failure Ratio

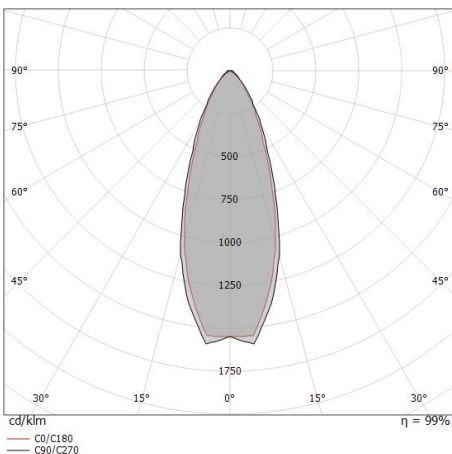
L80 B20 C0 80h
----------------

### UGR

X=4H   Y=8H	S=0.25H
Reflection factor	70/50/20
UGR transversal	< 19
UGR axial	< 19

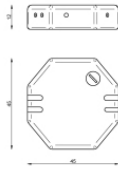
### OPTICAL

Light distribution simmetry	Symmetrical
C0/C180 optics	38°



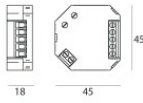
Distance [m]	Cone diameter [m]	illuminance [lx]
0.5	0.35 0.34	E(0°) 5080 E(C90) 2210 E(C0) 2152
1.0	0.71 0.68	E(0°) 1270 E(C90) 552 E(C0) 538
1.5	1.06 1.03	E(0°) 564 E(C90) 246 E(C0) 239
2.0	1.42 1.37	E(0°) 317 E(C90) 138 E(C0) 135
2.5	1.77 1.71	E(0°) 203 E(C90) 88 E(C0) 86
3.0	2.12 2.05	E(0°) 141 E(C90) 61 E(C0) 60

— C0/C180 (Half-peak divergence: 37.8°)  
 — C90/C270 (Half-peak divergence: 39.0°)



Dimmer  
PUSH DIM, 220-240V

**Code**  
KIT0026



Dimmer  
PUSH DIM, 220-240V

**Code**  
KIT0027