

# PRODUCT DATASHEET

## DULUX T/E PLUS 32 W/840

OSRAM DULUX T/E PLUS | CFLni, 3 tubes, with 4-pin base for ECG operation



---

### AREAS OF APPLICATION

- Offices, public buildings
- Shops
- Supermarkets and department stores
- Hotels, restaurants
- Industrial lighting

---

### PRODUCT BENEFITS

- Extremely economical
- Good quality of light
- Excellent luminous flux
- Long service life
- Improved maintenance
- OSRAM System+ Guarantee in combination with OSRAM QUICKTRONIC ECG

---

### PRODUCT FEATURES

- Average life: 20,000 h (with QUICKTRONIC)
- Color rendering index  $R_a$ : 80...89
- Dimmable (3...100 %)
- Short and compact pin-base lamp with triple-turn tubes
- Single-ended four-pin plug-in GX24q base with shortened base casing



**TECHNICAL DATA**

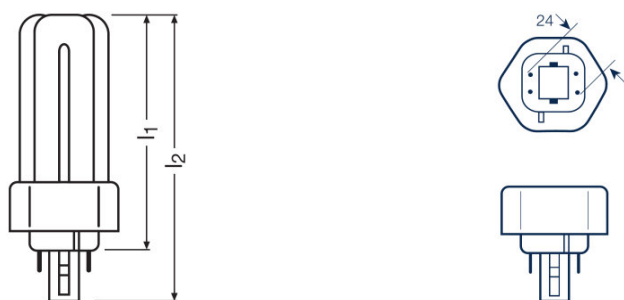
Electrical data

Nominal wattage	32.00 W
Nominal voltage	100 V
Rated lamp efficacy (HF data 25 °C)	Under clarification by authority and standardization body
Rated wattage	32.00 W

Photometrical data

Nominal luminous flux	2400 lm
Light color (designation)	LUMILUX Cool White
Luminous flux at	2400 lm
Rated luminous flux	2400 lm
Rated color temperature	4000 K
Color rendering index Ra	80...89
Rated LLMF at 2,000 h	0.90
Rated LLMF at 4,000 h	0.84
Rated LLMF at 6,000 h	0.83
Rated LLMF at 8,000 h	0.81
Rated LLMF at 12,000 h	0.79
Rated LLMF at 16,000 h	0.78
Rated LLMF at 20,000 h	0.77

Dimensions & weight



Diameter	12.0 mm
Overall length	146.0 mm
Length	148.0 mm
Length acc. to IEC standard	145 mm
Length with base excl. base pins/connection	132.00 mm
Outer bulb	T12X3

<b>Maximum diameter</b>	12.0 mm
-------------------------	---------

### Lifespan

<b>Nominal lamp life time</b>	20000 h
<b>Rated lamp life time</b>	20000 h
<b>Service life</b>	13000 h <sup>1)</sup>
<b>Rated lamp survival factor at 2,000 h</b>	0.99
<b>Rated lamp survival factor at 4,000 h</b>	0.99
<b>Rated lamp survival factor at 6,000 h</b>	0.99
<b>Rated lamp survival factor at 8,000 h</b>	0.99
<b>Rated lamp survival factor at 12,000 h</b>	0.95
<b>Rated lamp survival factor at 16,000 h</b>	0.81
<b>Rated lamp survival factor at 20,000 h</b>	0.50
<b>Operation mode LLMF/LSF</b>	HF
<b>Lifespan</b>	20000 h <sup>1)</sup>

<sup>1)</sup> With preheat ECG

### Additional product data

<b>Base (standard designation)</b>	GX24q-3
<b>Mercury content</b>	1.7 mg
<b>Product remark</b>	For ECG operation only

### Capabilities

<b>Dimmable</b>	Yes
-----------------	-----

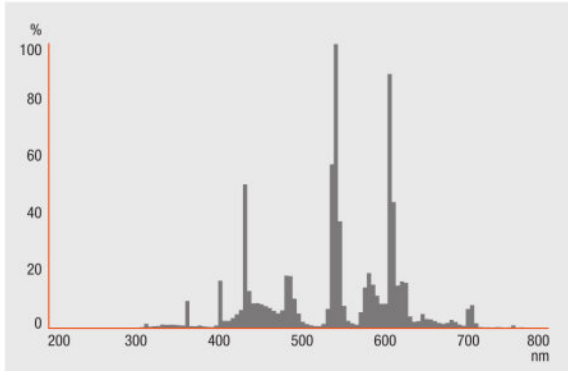
### Certificates & standards

<b>Energy efficiency class</b>	A
<b>Energy consumption</b>	36 kWh/1000h

### Country specific categorizations

<b>ILCOS</b>	FSMH-32/840-/P/-GX24q-3
--------------	-------------------------

Light Distribution



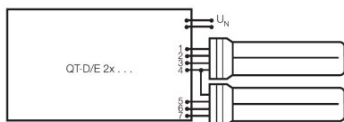
Spectral power distribution

EQUIPMENT / ACCESSORIES

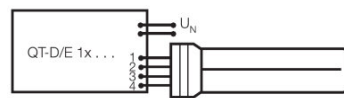
- Suitable for operation on electronic control gear

SAFETY ADVICE

In case of lamp breakage: [www.ledvance.com/brokenlamp](http://www.ledvance.com/brokenlamp)



Circuit diagram



Circuit diagram

LOGISTICAL DATA

Product code	Product description	Packaging unit (Pieces/Unit)	Dimensions (length x width x height)	Volume	Gross weight
4050300348568	DULUX T/E PLUS 32 W/840	Shipping carton box 10	240 mm x 172 mm x 125 mm	5.16 dm <sup>3</sup>	911.00 g

The mentioned product code describes the smallest quantity unit which can be ordered. One shipping unit can contain one or more single products. When placing an order, for the quantity please enter single or multiples of a shipping unit.

---

#### DISCLAIMER

Subject to change without notice. Errors and omission excepted. Always make sure to use the most recent release.

## OSRAM DULUX T/E PLUS | CFLni, 3 tubes, with 4-pin base for ECG operation

Product name	Product name ECG	EAN	Nominal current	Nominal wattage + Power loss	Luminous flux at	Number of lighting outlets
DULUX T/E PLUS 32 W/840	QTi DALI-T/E 1x18-57 DIM	4008321060808	0.16 A	36.00 W	2400 lm	1
	QTi DALI-T/E 2x18-42 DIM	4008321060822	0.30 A	69.00 W	2400 lm	2
	QTi-T/E 1x18-57 DIM	4008321060860	0.16 A	36.00 W	2400 lm	1
	QTi-T/E 2x18-42 DIM	4008321060846	0.30 A	69.00 W	2400 lm	2
	QT-M 2x26-42/220-240 S	4008321110022	0.30 A	70.00 W	2400 lm	2
	QTP-M 1x26-42	4008321329134	0.16 A	35.00 W	2400 lm	1
	QTP-M 2x26-32	4008321329158	0.30 A	68.00 W	2400 lm	2
	QTP-T/E 1x26-42, (2x26)	4008321537089	0.15 A	35.00 W	2400 lm	1