

PRODUCT DATASHEET

DULUX S/E 11 W/830

OSRAM DULUX S/E | Short CFLni, with 4-pin base for ECG operation



AREAS OF APPLICATION

- Offices, public buildings
- Shops
- Supermarkets and department stores
- Hotels, restaurants

PRODUCT BENEFITS

- Extremely economical
- Good quality of light
- Improved maintenance
- Low power consumption (7 W, 9 W, 11 W)
- Long service life
- Extremely low profile

PRODUCT FEATURES

- Average life: 20,000 h (with QUICKTRONIC)
- Color rendering index R_a : 80...89
- Dimmable (3...100 %)
- Short and compact pin-base lamps with single-turn tubes
- Single-ended four-pin plug-in 2G7 base
- Operates on battery, solar and AC power with suitable electronic control gear



TECHNICAL DATA

Electrical data

Nominal wattage	11.00 W
Rated lamp efficacy (HF data 25 °C)	Under clarification by authority and standardization body
Rated wattage	11.80 W

Photometrical data

Nominal luminous flux	900 lm
Light color (designation)	LUMILUX Warm White
Luminous flux at	900 lm
Rated luminous flux	900 lm
Rated color temperature	3000 K
Color rendering index Ra	80...89
Rated LLMF at 2,000 h	0.90
Rated LLMF at 4,000 h	0.86
Rated LLMF at 6,000 h	0.84
Rated LLMF at 8,000 h	0.81
Rated LLMF at 12,000 h	0.79
Rated LLMF at 16,000 h	0.78
Rated LLMF at 20,000 h	0.76

Dimensions & weight



Overall length	212.0 mm
Length	214.0 mm
Length acc. to IEC standard	215 mm
Length with base excl. base pins/connection	214.00 mm
Outer bulb	T12
Maximum diameter	12.0 mm

Lifespan

Nominal lamp life time	20000 h
Rated lamp life time	20000 h
Service life	13000 h ¹⁾
Rated lamp survival factor at 2,000 h	0.99
Rated lamp survival factor at 4,000 h	0.99
Rated lamp survival factor at 6,000 h	0.99
Rated lamp survival factor at 8,000 h	0.99
Rated lamp survival factor at 12,000 h	0.95
Rated lamp survival factor at 16,000 h	0.81
Rated lamp survival factor at 20,000 h	0.50
Operation mode LLMF/LSF	HF
Lifespan	20000 h ¹⁾

¹⁾ With preheat ECG

Additional product data

Base (standard designation)	2G7
Mercury content	1.3 mg
Product remark	For ECG operation only

Capabilities

Dimmable	Yes
----------	-----

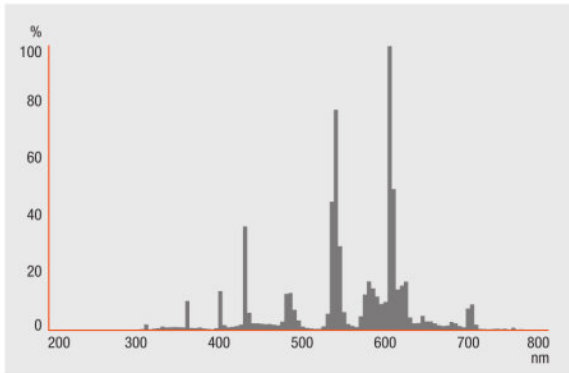
Certificates & standards

Energy efficiency class	A
Energy consumption	13 kWh/1000h

Country specific categorizations

ILCOS	FSDH-11/830-/P/-2G7
-------	---------------------

Light Distribution



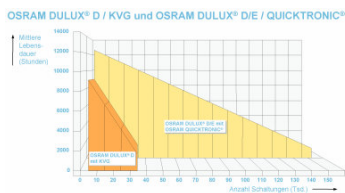
Spectral power distribution

EQUIPMENT / ACCESSORIES

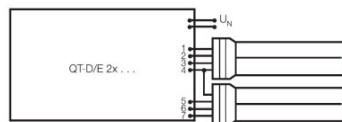
- Suitable for operation on electronic control gear

SAFETY ADVICE

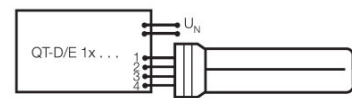
In case of lamp breakage: www.ledvance.com/brokenlamp



Others graphics



Circuit diagram



Circuit diagram

LOGISTICAL DATA

Product code	Product description	Packaging unit (Pieces/Unit)	Dimensions (length x width x height)	Volume	Gross weight
4050300589374	DULUX S/E 11 W/830	Shipping carton box 10	188 mm x 164 mm x 104 mm	3.21 dm ³	508.00 g

The mentioned product code describes the smallest quantity unit which can be ordered. One shipping unit can contain one or more single products. When placing an order, for the quantity please enter single or multiples of a shipping unit.

DISCLAIMER

Subject to change without notice. Errors and omission excepted. Always make sure to use the most recent release.

OSRAM DULUX S/E | Short CFLni, with 4-pin base for ECG operation

Product name	Product name ECG	EAN	Nominal current	Nominal wattage + Power loss	Luminous flux at	Number of lighting outlets	EEI – Energy Label
DULUX S/E 11 W/830	QT-ECO 1x4-16/220-240 L	4050300660370	0.09 A	13.00 W	900 lm	1	A3
	QT-ECO 1x4-16/220-240 S	4050300638584	0.09 A	13.00 W	900 lm	1	A3
	QT-ECO 2x5-11/220-240 S	4050300821504	0.16 A	24.00 W	700 lm	2	A2 BAT
	QTP-D/E 1x10-13	4008321181572	0.06 A	14.00 W	900 lm	1	
	QTP-D/E 2x10-13	4008321181596	0.12 A	28.00 W	950 lm	2	