

PRODUCT FAMILY DATASHEET

OSRAM DULUX D

CFLni, 2 tubes, with 2-pin base for CCG operation



AREAS OF APPLICATION

- Offices, public buildings
- Shops
- Supermarkets and department stores
- Hotels, restaurants
- Industry

PRODUCT BENEFITS

- Extremely economical
- Good quality of light
- Excellent luminous flux
- Long service life
- Improved maintenance

PRODUCT FEATURES

- Average life: 10,000 h
- Color rendering index R_a : 80...89
- Short and compact pin-base lamp with double-turn tubes
- Single-ended two-pin plug-in G24d base



TECHNICAL DATA

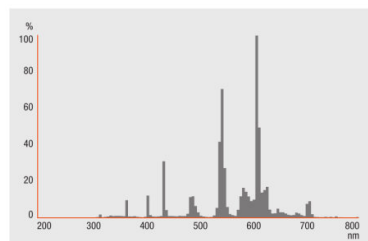
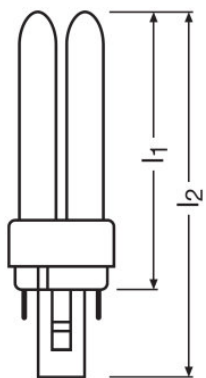
Product description	Electrical data			Photometrical data					Dimensions & weight		
	Nominal wattage	Rated wattage	Nominal voltage	Nominal luminous flux	Luminous flux at	Rated luminous flux	Color temperature	Color rendering index Ra	Diameter	Overall length	Length with base excl. base pins/connection
DULUX D 10 W/827	10.00 W	10.00 W		600 lm	600 lm	600 lm	2700 K	80...89	11.0 mm	108.0 mm	87.00 mm
DULUX D 10 W/830	10.00 W	10.00 W		600 lm	600 lm	600 lm	3000 K	80...89	12.0 mm	108.0 mm	87.00 mm
DULUX D 10 W/840	10.00 W	10.00 W		600 lm	600 lm	600 lm	4000 K	80...89	11.0 mm	108.0 mm	87.00 mm
DULUX D 13 W/827	13.00 W	13.00 W		900 lm	900 lm	900 lm	2700 K	80...89	11.0 mm	136.0 mm	115.00 mm
DULUX D 13 W/830	13.00 W	13.00 W		900 lm	900 lm	900 lm	3000 K	80...89	11.0 mm	136.0 mm	115.00 mm
DULUX D 13 W/840	13.00 W	13.00 W		900 lm	900 lm	900 lm	4000 K	80...89	11.0 mm	136.0 mm	115.00 mm
DULUX D 13 W/865	13.00 W	13.00 W	91.0 V	855 lm	855 lm	855 lm	6500 K	80...89	12.0 mm	140.5 mm	115.00 mm
DULUX D 18 W/827 ¹⁾	18.00 W	18.00 W		1200 lm	1200 lm	1200 lm	2700 K	80...89	11.0 mm	151.0 mm	130.00 mm
DULUX D 18 W/830 ¹⁾	18.00 W	18.00 W		1200 lm	1200 lm	1200 lm	3000 K	80...89	11.0 mm	151.0 mm	130.00 mm
DULUX D 18 W/840 ¹⁾	18.00 W	18.00 W		1200 lm	1200 lm	1200 lm	4000 K	80...89	11.0 mm	151.0 mm	130.00 mm
DULUX D 18 W/865 ¹⁾	18.00 W	18.00 W	100 V	1130 lm	1140 lm	1130 lm	6500 K	80...89	12.0 mm	153.0 mm	130.00 mm
DULUX D 26 W/827	26.00 W	26.00 W		1800 lm	1800 lm	1800 lm	2700 K	80...89	11.0 mm	170.0 mm	149.00 mm
DULUX D 26 W/830	26.00 W	26.00 W		1800 lm	1800 lm	1800 lm	3000 K	80...89	11.0 mm	170.0 mm	149.00 mm
DULUX D 26 W/840	26.00 W	26.00 W		1800 lm	1800 lm	1800 lm	4000 K	80...89	11.0 mm	170.0 mm	149.00 mm
DULUX D 26 W/865	26.00 W	26.00 W	105 V	1700 lm	1710 lm	1700 lm	6500 K	80...89	13.0 mm	170.0 mm	149.00 mm

Product description	Lifespan			Additional product data		Capabilities	Certificates & standards	
	Nominal lamp life time	Rated lamp life time	Service life	Base (standard designation)	Mercury content	Dimmable	Energy efficiency class	Energy consumption
DULUX D 10 W/827	10000 h	10000 h	6500 h	G24d-1	1.3 mg	No	B	13 kWh/1000h
DULUX D 10 W/830	10000 h	10000 h	6500 h	G24d-1	1.3 mg	No	B	13 kWh/1000h
DULUX D 10 W/840	10000 h	10000 h	6500 h	G24d-1	1.3 mg	No	B	13 kWh/1000h
DULUX D 13 W/827	10000 h	10000 h	6500 h	G24d-1	1.3 mg	No	A	17 kWh/1000h
DULUX D 13 W/830	10000 h	10000 h	6500 h	G24d-1	1.3 mg	No	A	17 kWh/1000h
DULUX D 13 W/840	10000 h	10000 h	6500 h	G24d-1	1.3 mg	No	A	17 kWh/1000h
DULUX D 13 W/865	10000 h	10000 h	6500 h	G24d-1	2.5 mg	No	A	17 kWh/1000h

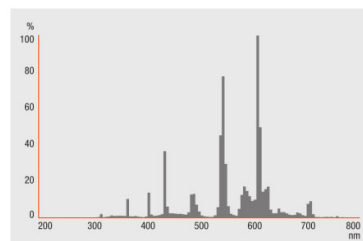
Product description	Lifespan			Additional product data		Capabilities	Certificates & standards	
	Nominal lamp life time	Rated lamp life time	Service life	Base (standard designation)	Mercury content	Dimmable	Energy efficiency class	Energy consumption
DULUX D 18 W/827 ¹⁾	10000 h	10000 h	6500 h	G24d-2	1.3 mg	No	B	23 kWh/1000h
DULUX D 18 W/830 ¹⁾	10000 h	10000 h	6500 h	G24d-2	1.3 mg	No	B	23 kWh/1000h
DULUX D 18 W/840 ¹⁾	10000 h	10000 h	6500 h	G24d-2	1.3 mg	No	B	23 kWh/1000h
DULUX D 18 W/865 ¹⁾	10000 h	10000 h	6500 h	G24d-2	2.5 mg	No	A	23 kWh/1000h
DULUX D 26 W/827	10000 h	10000 h	6500 h	G24d-3	1.3 mg	No	A	32 kWh/1000h
DULUX D 26 W/830	10000 h	10000 h	6500 h	G24d-3	1.3 mg	No	A	32 kWh/1000h
DULUX D 26 W/840	10000 h	10000 h	6500 h	G24d-3	1.3 mg	No	A	32 kWh/1000h
DULUX D 26 W/865	10000 h	10000 h	6500 h	G24d-3	1.3 mg	No	B	32 kWh/1000h

Product description	Country specific categorizations
	ILCOS
DULUX D 10 W/827	FSQ-10/827-I-G24d-1
DULUX D 10 W/830	FSQ-10/830-I-G24d-1
DULUX D 10 W/840	FSQ-10/840-I-G24d-1
DULUX D 13 W/827	FSQ-13/827-I-G24d-1
DULUX D 13 W/830	FSQ-13/830-I-G24d-1
DULUX D 13 W/840	FSQ-13/840-I-G24d-1
DULUX D 13 W/865	FSQ-13/865-I-G24d-1
DULUX D 18 W/827 ¹⁾	FSQ-18/827-I-G24d-2
DULUX D 18 W/830 ¹⁾	FSQ-18/830-I-G24d-2
DULUX D 18 W/840 ¹⁾	FSQ-18/840-I-G24d-2
DULUX D 18 W/865 ¹⁾	FSQ-18/865-I-G24d-2
DULUX D 26 W/827	FSQ-26/827-I-G24d-3
DULUX D 26 W/830	FSQ-26/830-I-G24d-3
DULUX D 26 W/840	FSQ-26/840-I-G24d-3
DULUX D 26 W/865	FSQ-26/865-I-G24d-3

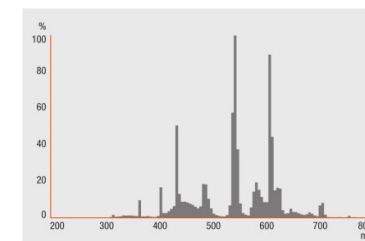
¹⁾ Suitable only for operation with 0.22 A control gear



DULUX D 10 W/827, DULUX D 13 W/827, DULUX D 18 W/827, DULUX D 26 W/827

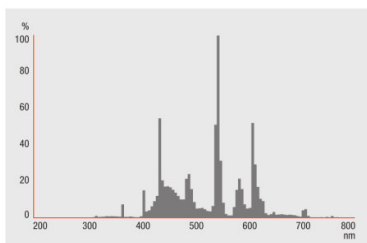


DULUX D 10 W/830, DULUX D 13 W/830, DULUX D 18 W/830, DULUX D 26 W/830



DULUX D 10 W/840, DULUX D 13 W/840, DULUX D 18 W/840, DULUX D 26 W/840

DULUX D 10 W/827, DULUX D 10 W/830, DULUX D 10 W/840, DULUX D 13 W/827, DULUX D 13 W/830, DULUX D 13 W/840, DULUX D 13 W/865, DULUX D 18 W/827, DULUX D 18 W/830, DULUX D 18 W/840, DULUX D 18 W/865, DULUX D 26 W/827, DULUX D 26 W/830, DULUX D 26 W/840, DULUX D 26 W/865



DULUX D 13 W/865, DULUX D 18
W/865, DULUX D 26 W/865

— EQUIPMENT / ACCESSORIES

- Suitable for operation on conventional control gear

SAFETY ADVICE

In case of lamp breakage: www.ledvance.com/brokenlamp

APPLICATION ADVICE

For more detailed application information and graphics please see product datasheet.

LOGISTICAL DATA

Product code	Product description	Packaging unit (Pieces/Unit)	Dimensions (length x width x height)	Volume	Gross weight
4050300008110	DULUX D 10 W/827	Shipping carton box 10	186 mm x 133 mm x 93 mm	2.30 dm ³	478.00 g
4050300025681	DULUX D 10 W/830	Shipping carton box 10	164 mm x 120 mm x 112 mm	2.20 dm ³	478.00 g
4050300010595	DULUX D 10 W/840	Shipping carton box 10	152 mm x 132 mm x 118 mm	2.37 dm ³	478.00 g
4050300008127	DULUX D 13 W/827	Shipping carton box 10	153 mm x 158 mm x 121 mm	2.93 dm ³	583.00 g
4050300025698	DULUX D 13 W/830	Shipping carton box 10	162 mm x 160 mm x 110 mm	2.85 dm ³	566.50 g
4050300025698	DULUX D 13 W/830	Shipping carton box 50	366 mm x 162 mm x 186 mm	11.03 dm ³	3587.00 g
4050300010625	DULUX D 13 W/840	Shipping carton box 10	187 mm x 161 mm x 84 mm	2.53 dm ³	583.00 g
4050300487106	DULUX D 13 W/865	Shipping carton box 10	139 mm x 159 mm x 200 mm	4.42 dm ³	566.50 g
4050300011462	DULUX D 18 W/827	Shipping carton box 10	140 mm x 162 mm x 140 mm	3.18 dm ³	657.00 g
4050300025704	DULUX D 18 W/830	Shipping carton box 10	153 mm x 174 mm x 119 mm	3.17 dm ³	645.00 g
4050300012056	DULUX D 18 W/840	Shipping carton box 10	186 mm x 163 mm x 110 mm	3.33 dm ³	609.00 g
4050300487120	DULUX D 18 W/865	Shipping carton box 10	186 mm x 176 mm x 82 mm	2.68 dm ³	609.00 g
4050300011912	DULUX D 26 W/827	Shipping carton box 10	192 mm x 193 mm x 96 mm	3.56 dm ³	694.00 g
4050300025711	DULUX D 26 W/830	Shipping carton box 10	135 mm x 162 mm x 167 mm	3.65 dm ³	695.00 g
4050300012049	DULUX D 26 W/840	Shipping carton box 10	157 mm x 188 mm x 120 mm	3.54 dm ³	705.00 g
4050300486987	DULUX D 26 W/865	Shipping carton box 10	192 mm x 119 mm x 155 mm	3.54 dm ³	694.00 g

Product code	Product description	Packaging unit (Pieces/Unit)	Dimensions (length x width x height)	Volume	Gross weight
--------------	---------------------	------------------------------	--------------------------------------	--------	--------------

The mentioned product code describes the smallest quantity unit which can be ordered. One shipping unit can contain one or more single products. When placing an order, for the quantity please enter single or multiples of a shipping unit.

DISCLAIMER

Subject to change without notice. Errors and omission excepted. Always make sure to use the most recent release.