

PRODUCT FAMILY DATASHEET

OSRAM DULUX L LUMILUX

CFLni, with 4-pin 2G11 base for ECG/CCG operation



AREAS OF APPLICATION

- Offices, public buildings
- Shops
- Supermarkets and department stores
- Hotels, restaurants
- Industry

PRODUCT BENEFITS

- Very economical
- Outstanding luminous flux
- Outstanding luminous efficiency
- Long service life
- OSRAM System+ Guarantee in combination with OSRAM QUICKTRONIC ECG
- Less than half as long as tubular fluorescent lamps
- Improved maintenance

PRODUCT FEATURES

- Short and compact pin-base lamp with double-turn tubes
- Single-ended four-pin plug-in 2G11 base
- Dimmable (1...100 % with QUICKTRONIC QT_i DALI/DIM)
- Color rendering index R_a : 80...89
- Average life: 20,000 h (with QUICKTRONIC)



- Operates on battery, solar and AC power with suitable electronic control gear
- Also available in blue

TECHNICAL DATA

Product description	Electrical data			Photometrical data					Dimensions & weight		
	Nominal wattage	Nominal voltage	Rated wattage	Nominal luminous flux	Luminous flux at	Rated luminous flux	Color temperature	Color rendering index Ra	Diameter	Overall length	Length with base excl. base pins/connection
DULUX L 18 W/827 2G11 ¹⁾	18.00 W	57.0 V	18.00 W	1200 lm	1200 lm	1200 lm	2700 K	≥80	17.5 mm	214.5 mm	217.00 mm
DULUX L 18 W/830 2G11 ¹⁾	18.00 W	57.0 V	18.00 W	1200 lm	1200 lm	1200 lm	3000 K	≥80	17.5 mm	214.5 mm	217.00 mm
DULUX L 18 W/840 2G11 ¹⁾	18.00 W	57.0 V	18.00 W	1200 lm	1200 lm	1200 lm	4000 K	≥80	17.5 mm	214.5 mm	217.00 mm
DULUX L 24 W/827 2G11 ¹⁾	24.00 W		24.00 W	1800 lm	1800 lm	1800 lm	2700 K	80...89	17.5 mm	314.5 mm	317.00 mm
DULUX L 24 W/830 2G11 ¹⁾	24.00 W	87.0 V	24.00 W	1800 lm	1800 lm	1800 lm	3000 K	≥80	17.5 mm	314.5 mm	317.00 mm
DULUX L 24 W/840 2G11 ¹⁾	24.00 W		24.00 W	1800 lm	1800 lm	1800 lm	4000 K	≥80	17.5 mm	314.5 mm	317.00 mm
DULUX L 36 W/827 2G11 ¹⁾	36.00 W	102 V	36.00 W	2900 lm	2900 lm	2900 lm	2700 K	≥80	17.5 mm	408.5 mm	411.00 mm
DULUX L 36 W/830 2G11 ¹⁾	36.00 W	102 V	36.00 W	2900 lm	2900 lm	2900 lm	3000 K	≥80	17.5 mm	408.5 mm	411.00 mm
DULUX L 36 W/835 2G11 ¹⁾	36.00 W		36.00 W	2900 lm	2900 lm	2900 lm	3500 K	80...89	16.0 mm	408.5 mm	411.00 mm
DULUX L 36 W/840 2G11 ¹⁾	36.00 W	102 V	36.00 W	2900 lm	2900 lm	2900 lm	4000 K	≥80	17.5 mm	408.5 mm	411.00 mm
DULUX L 36 W/865 2G11 ¹⁾	36.00 W	102 V	36.00 W	2755 lm	2750 lm	2755 lm	6500 K	≥80	17.5 mm	408.5 mm	411.00 mm
DULUX L 40 W/830 2G11 ²⁾	40.00 W		40.00 W	3500 lm	3500 lm	3500 lm	3000 K	80...89	17.5 mm	530.5 mm	533.00 mm

Product description	Electrical data			Photometrical data					Dimensions & weight		
	Nominal wattage	Nominal voltage	Rated wattage	Nominal luminous flux	Luminous flux at	Rated luminous flux	Color temperature	Color rendering index Ra	Diameter	Overall length	Length with base excl. base pins/connection
DULUX L 40 W/840 2G11 ²⁾	40.00 W		40.00 W	3500 lm	3500 lm	3500 lm	4000 K	80...89	17.5 mm	530.5 mm	533.00 mm
DULUX L 40 W/865 2G11 ²⁾	40.00 W		40.00 W	3325 lm	3325 lm	3325 lm	6500 K	80...89	17.5 mm	530.5 mm	533.00 mm
DULUX L 55 W/827 2G11 ²⁾	55.00 W	101 V	55.00 W	4800 lm	4800 lm	4800 lm	2700 K	≥80	17.5 mm	530.5 mm	533.00 mm
DULUX L 55 W/830 2G11 ²⁾	55.00 W		55.00 W	4800 lm	4800 lm	4800 lm	3000 K	80...89	17.5 mm	530.5 mm	533.00 mm
DULUX L 55 W/835 2G11 ²⁾	55.00 W	101 V	55.00 W	4800 lm	4800 lm	4800 lm	3500 K	≥80	18.0 mm	530.5 mm	533.00 mm
DULUX L 55 W/840 2G11 ²⁾	55.00 W	101 V	55.00 W	4800 lm	4800 lm	4800 lm	4000 K	≥80	17.5 mm	530.5 mm	533.00 mm
DULUX L 55 W/865 2G11 ²⁾	55.00 W	101 V	55.00 W	4550 lm	4550 lm	4550 lm	6500 K	≥80	17.5 mm	530.5 mm	533.00 mm
DULUX L 80 W/830 2G11 ²⁾	80.00 W		80.00 W	6000 lm	6500 lm	6000 lm	3000 K	80...89	17.5 mm	562.5 mm	565.00 mm
DULUX L 80 W/840 2G11 ²⁾	80.00 W		80.00 W	6000 lm	6500 lm	6000 lm	4000 K	80...89	17.5 mm	562.5 mm	565.00 mm

Product description	Temperatures & operating conditions	Lifespan			Additional product data		Capabilities	Certificates & standards	
	Rated ambient temp.w.max.luminous flux	Nominal lamp life time	Rated lamp life time	Service life	Base (standard designation)	Mercury content	Dimmable	Energy efficiency class	Energy consumption
DULUX L 18 W/827 2G11 ¹⁾	25.0 °C	12000 h	12000 h	13000 h ³⁾	2G11	2.3 mg	Yes	A	20 kWh/1000h
DULUX L 18 W/830 2G11 ¹⁾	25.0 °C	12000 h	12000 h	13000 h ³⁾	2G11	2.3 mg	Yes	A	20 kWh/1000h
DULUX L 18 W/840 2G11 ¹⁾	25.0 °C	12000 h	12000 h	13000 h ³⁾	2G11	2.3 mg	Yes	A	20 kWh/1000h
DULUX L 24 W/827 2G11 ¹⁾	25.0 °C	20000 h	20000 h	13000 h ³⁾	2G11	2.3 mg	Yes	A	27 kWh/1000h

Product description	Temperatures & operating conditions	Lifespan			Additional product data		Capabilities	Certificates & standards	
	Rated ambient temp.w.max.luminous flux	Nominal lamp life time	Rated lamp life time	Service life	Base (standard designation)	Mercury content	Dimmable	Energy efficiency class	Energy consumption
DULUX L 24 W/830 2G11 ¹⁾	25.0 °C	12000 h	12000 h	13000 h ³⁾	2G11	2.3 mg	Yes	A	27 kWh/1000h
DULUX L 24 W/840 2G11 ¹⁾	25.0 °C	12000 h	12000 h	13000 h ³⁾	2G11	2.3 mg	Yes	A	27 kWh/1000h
DULUX L 36 W/827 2G11 ¹⁾	25.0 °C	12000 h	12000 h	13000 h ³⁾	2G11	2.3 mg	Yes	A	40 kWh/1000h
DULUX L 36 W/830 2G11 ¹⁾	25.0 °C	12000 h	12000 h	13000 h ³⁾	2G11	2.3 mg	Yes	A	40 kWh/1000h
DULUX L 36 W/835 2G11 ¹⁾	25.0 °C	20000 h	20000 h	13000 h ³⁾	2G11	2.3 mg	Yes	A	40 kWh/1000h
DULUX L 36 W/840 2G11 ¹⁾	25.0 °C	12000 h	12000 h	13000 h ³⁾	2G11	2.3 mg	Yes	A	40 kWh/1000h
DULUX L 36 W/865 2G11 ¹⁾	25.0 °C	12000 h	12000 h	13000 h ³⁾	2G11	2.3 mg	Yes	A	40 kWh/1000h
DULUX L 40 W/830 2G11 ²⁾	25.0 °C	20000 h	20000 h	13000 h ³⁾	2G11	2.5 mg	Yes	A+	44 kWh/1000h
DULUX L 40 W/840 2G11 ²⁾	25.0 °C	20000 h	20000 h	13000 h ³⁾	2G11	2.5 mg	Yes	A+	44 kWh/1000h
DULUX L 40 W/865 2G11 ²⁾	25.0 °C	20000 h	20000 h	13000 h ³⁾	2G11	2.5 mg	Yes	A	44 kWh/1000h
DULUX L 55 W/827 2G11 ²⁾	25.0 °C	12000 h	12000 h	13000 h ³⁾	2G11	2.5 mg	Yes	A+	61 kWh/1000h
DULUX L 55 W/830 2G11 ²⁾	25.0 °C	20000 h	20000 h	13000 h ³⁾	2G11	2.5 mg	Yes	A+	61 kWh/1000h
DULUX L 55 W/835 2G11 ²⁾	25.0 °C	12000 h	12000 h	13000 h ³⁾	2G11	2.5 mg	Yes	A+	61 kWh/1000h
DULUX L 55 W/840 2G11 ²⁾	25.0 °C	12000 h	12000 h	13000 h ³⁾	2G11	2.5 mg	Yes	A+	61 kWh/1000h
DULUX L 55 W/865 2G11 ²⁾	25.0 °C	12000 h	12000 h	13000 h ³⁾	2G11	2.5 mg	Yes	A	61 kWh/1000h
DULUX L 80 W/830 2G11 ²⁾	25.0 °C	20000 h	20000 h	13000 h ³⁾	2G11	2.5 mg	Yes	A	88 kWh/1000h
DULUX L 80 W/840 2G11 ²⁾	25.0 °C	20000 h	20000 h	13000 h ³⁾	2G11	2.5 mg	Yes	A	88 kWh/1000h

Country specific categorizations

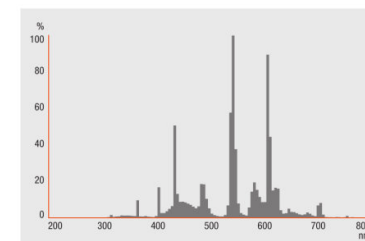
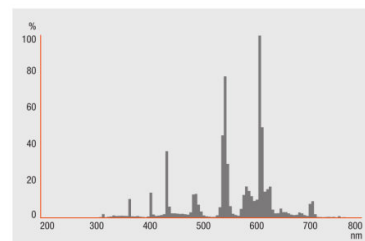
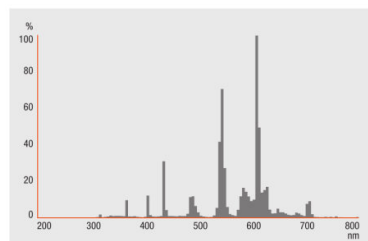

Product description	ILCOS
DULUX L 18 W/827 2G11 ¹⁾	FSD-18/827-E-2G11-43,9/217
DULUX L 18 W/830 2G11 ¹⁾	FSD-18/830-E-2G11-43,9/217
DULUX L 18 W/840 2G11 ¹⁾	FSD-18/840-E-2G11-43,9/217
DULUX L 24 W/827 2G11 ¹⁾	FSD-24/827-E-2G11-43,9/317
DULUX L 24 W/830 2G11 ¹⁾	FSD-24/830-E-2G11-43,9/317
DULUX L 24 W/840 2G11 ¹⁾	FSD-24/840-E-2G11-43,9/317
DULUX L 36 W/827 2G11 ¹⁾	FSD-36/827-E-2G11-43,9/411
DULUX L 36 W/830 2G11 ¹⁾	FSD-36/830-E-2G11-43,9/411

Product description	Country specific categorizations
	ILCOS
DULUX L 36 W/835 2G11 ¹⁾	FSD-36/835-E-2G11-43,9/411
DULUX L 36 W/840 2G11 ¹⁾	FSD-36/840-E-2G11-43,9/411
DULUX L 36 W/865 2G11 ¹⁾	FSD-36/865-E-2G11-43,9/411
DULUX L 40 W/830 2G11 ²⁾	FSDH-40/830-/P/-2G11-43,9/533
DULUX L 40 W/840 2G11 ²⁾	FSDH-40/840-/P/-2G11-43,9/533
DULUX L 40 W/865 2G11 ²⁾	FSDH-40/865-/P/-2G11-43,9/533
DULUX L 55 W/827 2G11 ²⁾	FSDH-55/827-/P/-2G11-43,9/533
DULUX L 55 W/830 2G11 ²⁾	FSDH-55/830-/P/-2G11-43,9/533
DULUX L 55 W/835 2G11 ²⁾	FSDH-55/835-/P/-2G11-43,9/533
DULUX L 55 W/840 2G11 ²⁾	FSDH-55/840-/P/-2G11-43,9/533
DULUX L 55 W/865 2G11 ²⁾	FSDH-55/865-/P/-2G11-43,9/533
DULUX L 80 W/830 2G11 ²⁾	FSDH-80/830-/P/-2G11-43,9/565
DULUX L 80 W/840 2G11 ²⁾	FSDH-80/840-/P/-2G11-43,9/565

¹⁾ For ECG and CCG operation

²⁾ For ECG operation only

³⁾ With preheat ECG

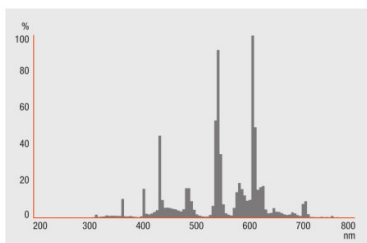


DULUX L 18 W/827 2G11, DULUX L 18 W/830 2G11, DULUX L 18 W/840 2G11, DULUX L 24 W/827 2G11, DULUX L 24 W/830 2G11, DULUX L 24 W/840 2G11, DULUX L 36 W/827 2G11, DULUX L 36 W/830 2G11, DULUX L 36 W/835 2G11, DULUX L 36 W/840 2G11, DULUX L 36 W/865 2G11, DULUX L 40 W/830 2G11, DULUX L 40 W/840 2G11, DULUX L 40 W/865 2G11, DULUX L 55 W/827 2G11, DULUX L 55 W/830 2G11, DULUX L 55 W/835 2G11, DULUX L 55 W/840 2G11, DULUX L 55 W/865 2G11, DULUX L 80 W/830 2G11, DULUX L 80 W/840 2G11

DULUX L 18 W/827 2G11, DULUX L 24 W/827 2G11

DULUX L 18 W/830 2G11, DULUX L 24 W/830 2G11, DULUX L 80 W/830 2G11

DULUX L 18 W/840 2G11, DULUX L 24 W/840 2G11, DULUX L 80 W/840 2G11



DULUX L 36 W/835 2G11, DULUX L 55 W/835 2G11

EQUIPMENT / ACCESSORIES

- Suitable for standard control gears and starters
- Suitable for operation on electronic and conventional control gear

APPLICATION ADVICE

For more detailed application information and graphics please see product datasheet.

LOGISTICAL DATA

Product code	Product description	Packaging unit (Pieces/Unit)	Dimensions (length x width x height)	Volume	Gross weight
4050300010748	DULUX L 18 W/827 2G11	Shipping carton box 10	260 mm x 103 mm x 136 mm	3.64 dm ³	795.20 g
4050300010731	DULUX L 18 W/830 2G11	Shipping carton box 10	260 mm x 103 mm x 136 mm	3.64 dm ³	791.75 g

Product code	Product description	Packaging unit (Pieces/Unit)	Dimensions (length x width x height)	Volume	Gross weight
4050300010724	DULUX L 18 W/840 2G11	Shipping carton box 10	260 mm x 103 mm x 136 mm	3.64 dm ³	903.00 g
4050300010779	DULUX L 24 W/827 2G11	Shipping carton box 10	361 mm x 103 mm x 136 mm	5.06 dm ³	1076.50 g
4050300010762	DULUX L 24 W/830 2G11	Shipping carton box 10	361 mm x 103 mm x 136 mm	5.06 dm ³	1093.75 g
4050300010755	DULUX L 24 W/840 2G11	Shipping carton box 10	361 mm x 103 mm x 136 mm	5.06 dm ³	1099.00 g
4050300010809	DULUX L 36 W/827 2G11	Shipping carton box 10	455 mm x 131 mm x 116 mm	6.91 dm ³	1351.50 g
4050300010793	DULUX L 36 W/830 2G11	Shipping carton box 10	455 mm x 103 mm x 136 mm	6.37 dm ³	1369.00 g
4050300295930	DULUX L 36 W/835 2G11	Shipping carton box 10	455 mm x 118 mm x 136 mm	7.30 dm ³	1355.40 g
4050300010786	DULUX L 36 W/840 2G11	Shipping carton box 10	455 mm x 119 mm x 136 mm	7.36 dm ³	1410.00 g
4050300328263	DULUX L 36 W/865 2G11	Shipping carton box 10	455 mm x 103 mm x 136 mm	6.37 dm ³	1357.50 g
4050300298894	DULUX L 40 W/830 2G11	Shipping carton box 10	578 mm x 103 mm x 136 mm	8.10 dm ³	1712.67 g
4050300279909	DULUX L 40 W/840 2G11	Shipping carton box 10	578 mm x 103 mm x 136 mm	8.10 dm ³	1678.00 g
4050300592008	DULUX L 40 W/865 2G11	Shipping carton box 10	578 mm x 124 mm x 180 mm	12.90 dm ³	1778.50 g
4050300315881	DULUX L 55 W/827 2G11	Shipping carton box 10	578 mm x 119 mm x 136 mm	9.35 dm ³	1723.60 g
4050300298917	DULUX L 55 W/830 2G11	Shipping carton box 10	578 mm x 169 mm x 136 mm	13.28 dm ³	1770.63 g
4050300295978	DULUX L 55 W/835 2G11	Shipping carton box 10	578 mm x 124 mm x 136 mm	9.75 dm ³	1741.75 g
4050300295879	DULUX L 55 W/840 2G11	Shipping carton box 10	507 mm x 202 mm x 118 mm	12.08 dm ³	1741.50 g

Product code	Product description	Packaging unit (Pieces/Unit)	Dimensions (length x width x height)	Volume	Gross weight
4050300553900	DULUX L 55 W/865 2G11	Shipping carton box 10	578 mm x 103 mm x 136 mm	8.10 dm ³	1732.00 g
4050300665467	DULUX L 80 W/830 2G11	Shipping carton box 10	617 mm x 107 mm x 191 mm	12.61 dm ³	2060.00 g
4050300665481	DULUX L 80 W/840 2G11	Shipping carton box 10	275 mm x 138 mm x 443 mm	16.81 dm ³	2060.00 g

The mentioned product code describes the smallest quantity unit which can be ordered. One shipping unit can contain one or more single products. When placing an order, for the quantity please enter single or multiples of a shipping unit.

REFERENCES / LINKS

For more information on the system guarantee and the terms and conditions of the guarantee visit

▶ www.ledvance.com/system-guarantee

DISCLAIMER

Subject to change without notice. Errors and omission excepted. Always make sure to use the most recent release.