

# PRODUCT FAMILY DATASHEET

## OSRAM DULUX T PLUS

CFLni, 3 tubes, with 2-pin base for CCG operation



---

### AREAS OF APPLICATION

- Offices, public buildings
- Shops
- Supermarkets and department stores
- Hotels, restaurants
- Industrial lighting

---

### PRODUCT BENEFITS

- Very economical
- Good quality of light
- Excellent luminous flux
- Long service life
- Improved maintenance

---

### PRODUCT FEATURES

- Average life: 10,000 h
- Color rendering index  $R_a$ : 80...89
- Short and compact pin-base lamp with triple-turn tubes
- Single-ended two-pin plug-in GX24d base

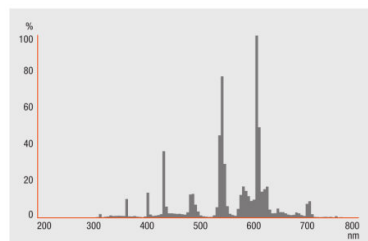
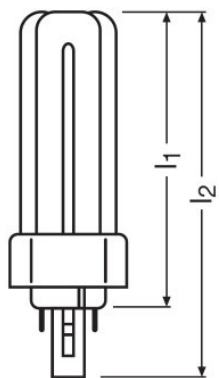


TECHNICAL DATA

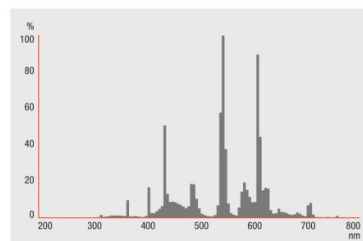
Product description	Electrical data			Photometrical data					Dimensions & weight		Lifespan
	Nominal wattage	Rated wattage	Nominal voltage	Nominal luminous flux	Luminous flux at	Rated luminous flux	Color temperature	Color rendering index Ra	Diameter	Overall length	Nominal lamp life time
DULUX T PLUS 13 W/830	13.00 W	13.00 W		900 lm	900 lm	900 lm	3000 K	80...89	11.0 mm	111.0 mm	10000 h
DULUX T PLUS 13 W/840	13.00 W	13.00 W		900 lm	900 lm	900 lm	4000 K	80...89	11.0 mm	111.0 mm	10000 h
DULUX T PLUS 18 W/827 <sup>1)</sup>	18.00 W	18.00 W	100 V	1200 lm	1200 lm	1200 lm	2700 K	80...89	12.0 mm	122.0 mm	10000 h
DULUX T PLUS 18 W/830 <sup>1)</sup>	18.00 W	18.00 W	100 V	1200 lm	1200 lm	1200 lm	3000 K	80...89	12.0 mm	122.0 mm	10000 h
DULUX T PLUS 18 W/840 <sup>1)</sup>	18.00 W	18.00 W	100 V	1200 lm	1200 lm	1200 lm	4000 K	80...89	12.0 mm	122.0 mm	10000 h
DULUX T PLUS 26 W/827	26.00 W	26.50 W		1800 lm	1800 lm	1800 lm	2700 K	≥80	11.0 mm	137.0 mm	10000 h
DULUX T PLUS 26 W/830	26.00 W	26.50 W		1800 lm	1800 lm	1800 lm	3000 K	≥80	11.0 mm	137.0 mm	10000 h
DULUX T PLUS 26 W/840	26.00 W	26.50 W		1800 lm	1800 lm	1800 lm	4000 K	≥80	11.0 mm	137.0 mm	10000 h

Product description	Rated lamp life time	Service life	Additional product data		Certificates & standards		Country specific categorizations
			Base (standard designation)	Mercury content	Energy efficiency class	Energy consumption	ILCOS
DULUX T PLUS 13 W/830	10000 h		GX24d-1	1.7 mg	A	17 kWh/1000h	FSM-13/830-I-GX24d-1
DULUX T PLUS 13 W/840	10000 h		GX24d-1	1.7 mg	A	17 kWh/1000h	FSM-13/840-I-GX24d-1
DULUX T PLUS 18 W/827 <sup>1)</sup>	10000 h	6500 h	GX24d-2	1.7 mg	B	23 kWh/1000h	FSM-18/827-I-GX24d-2
DULUX T PLUS 18 W/830 <sup>1)</sup>	10000 h	6500 h	GX24d-2	1.7 mg	B	23 kWh/1000h	FSM-18/830-I-GX24d-2
DULUX T PLUS 18 W/840 <sup>1)</sup>	10000 h	6500 h	GX24d-2	1.7 mg	B	23 kWh/1000h	FSM-18/840-I-GX24d-2
DULUX T PLUS 26 W/827	10000 h	6500 h	GX24d-3	1.7 mg	A	32 kWh/1000h	FSM-26/827-I-GX24d-3
DULUX T PLUS 26 W/830	10000 h	6500 h	GX24d-3	1.7 mg	A	32 kWh/1000h	FSM-26/830-I-GX24d-3
DULUX T PLUS 26 W/840	10000 h	6500 h	GX24d-3	1.7 mg	A	32 kWh/1000h	FSM-26/840-I-GX24d-3

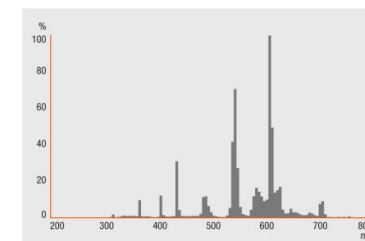
<sup>1)</sup> Suitable only for operation with 0.22 A control gear



DULUX T PLUS 13 W/830, DULUX T PLUS 18 W/830, DULUX T PLUS 26 W/830



DULUX T PLUS 13 W/840, DULUX T PLUS 18 W/840, DULUX T PLUS 26 W/840



DULUX T PLUS 18 W/827, DULUX T PLUS 26 W/827

DULUX T PLUS 13 W/830, DULUX T PLUS 13 W/840, DULUX T PLUS 18 W/827, DULUX T PLUS 18 W/830, DULUX T PLUS 18 W/840, DULUX T PLUS 26 W/827, DULUX T PLUS 26 W/830, DULUX T PLUS 26 W/840

### EQUIPMENT / ACCESSORIES

- Suitable for operation on conventional control gear
- Suitable for 0.22 A control gear only (DULUX T 18 W PLUS)

### SAFETY ADVICE

In case of lamp breakage: [www.ledvance.com/brokenlamp](http://www.ledvance.com/brokenlamp)

### APPLICATION ADVICE

For more detailed application information and graphics please see product datasheet.

## LOGISTICAL DATA

Product code	Product description	Packaging unit (Pieces/Unit)	Dimensions (length x width x height)	Volume	Gross weight
4050300446929	DULUX T PLUS 13 W/830	Shipping carton box 10	256 mm x 139 mm x 104 mm	3.70 dm <sup>3</sup>	710.00 g
4050300446905	DULUX T PLUS 13 W/840	Shipping carton box 10	181 mm x 139 mm x 182 mm	4.58 dm <sup>3</sup>	781.50 g
4050300333502	DULUX T PLUS 18 W/827	Shipping carton box 10	240 mm x 128 mm x 123 mm	3.78 dm <sup>3</sup>	832.00 g
4050300333489	DULUX T PLUS 18 W/830	Shipping carton box 10	240 mm x 135 mm x 114 mm	3.69 dm <sup>3</sup>	832.00 g
4050300333465	DULUX T PLUS 18 W/840	Shipping carton box 10	256 mm x 141 mm x 119 mm	4.30 dm <sup>3</sup>	773.00 g
4050300342085	DULUX T PLUS 26 W/827	Shipping carton box 10	256 mm x 161 mm x 103 mm	4.25 dm <sup>3</sup>	874.00 g
4050300342061	DULUX T PLUS 26 W/830	Shipping carton box 10	228 mm x 161 mm x 128 mm	4.70 dm <sup>3</sup>	874.00 g
4050300342047	DULUX T PLUS 26 W/840	Shipping carton box 10	240 mm x 155 mm x 125 mm	4.65 dm <sup>3</sup>	907.00 g

The mentioned product code describes the smallest quantity unit which can be ordered. One shipping unit can contain one or more single products. When placing an order, for the quantity please enter single or multiples of a shipping unit.

## DISCLAIMER

Subject to change without notice. Errors and omission excepted. Always make sure to use the most recent release.