
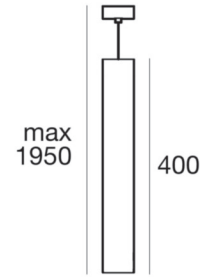




Pendant Luminaires | 220-240 V | arrayLED 7.5 W 200 mA | CRI 80
64743W70



Technical data	
Type	Surface
Installation position	Ceiling
Installation environment	Indoor
Light Source	LED
Optics	Flood
Light emission direction	downward
Power	7.5 W
Source lumens	988 lm
Frequency	50 - 60 - Hz
CCT / Tone	3000 K
Colour rendering index	80 Ra
AC / DC	DC
Safety class	2
IP	IP40
Glow wire test	850°
Direct mounting on normally flammable surfaces	Yes
CE	Yes
ETL	No
Fire Rated (BS 476 PT21 compliant)	No
Driver included	Driver
Induction	No
Emergency mode	No
Motion sensor	No
Directional	No
Tilting	No
Walk-over	No
Drive-over	No
Cable included	Yes
Cable length	1,8 m
Resin potting	No
Type of light emission	Single emission
Net weight	1.22 Kg
Electrostatic discharge protection	4 KV
Surge protection	0,5 KV
Optics technology	Set-back low glare optics

Finishing casing	
Material	Iron
Colour	embossed white RAL 9003 - gold

Finishing diffuser	
Colour	transparent

Finishing bracket	
Material	Iron
Colour	embossed white RAL 9003

Cables Electrification+suspension	
Max cable length	1800 mm
Cable connector	No

Pendant Luminaires | 220-240 V | arrayLED 7.5 W 200 mA | CRI 80
64743W70

Single emission pendant luminaires for indoor application. The warm white LED light source with a flood light distribution is composed of 1 arrayed LEDs with CCT of 3000 K and a CRI 80; the source luminous flux is 988 lm, with a 131.7 lm/W nominal luminous efficacy.

The device body is made of iron and features a embossed white ral 9003 finish The device body and features a gold finish. The ingress protection degree is IP40; the total weight is of 1.22 kg.

The total absorbed power is 7.5 W. The power supply cable is included and features.

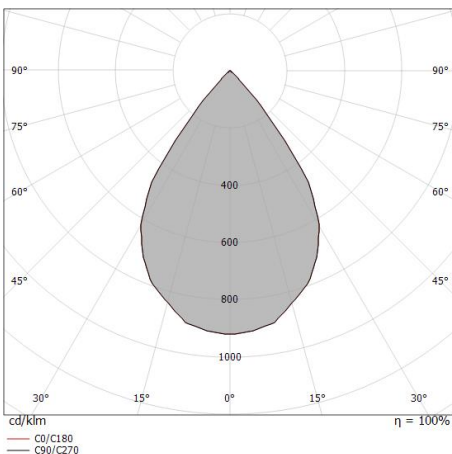
The device features protection class II and can be ceiling-mounted.

Illuminotechnical Features	
Light Output Ratio (LOR)	69 %
Source lumens	988 lm
Delivered lumens	690 lm
Consumption	8.5 W
Luminaire efficacy	83 lm/W
Colour temperature	3000 K
Standard Deviation of Colour Matching	2 Step MacAdam
Colour rendering index	80 Ra
Gamut Area Index	55 GAI
Colour Rendering Index	10 R9
IES TM-30 Rf	83
IES TM-30 Rg	96
Black Body Locus	On

LED Life / Failure Ratio
L70 B10 C0 197960h (at Tj 60 °C Ta 25 °C)

UGR	
X=4H Y=8H	S=0.25H
Reflection factor	70/50/20
UGR transversal	< 22
UGR axial	< 22

OPTICAL	
Light distribution simmetry	Symmetrical
C0/C180 optics	70°



0.5	0.71	E(0°) E(C0)	35.2°	2544 700
1.0	1.41	E(0°) E(C0)	35.2°	636 175
1.5	2.12	E(0°) E(C0)	35.2°	283 78
2.0	2.82	E(0°) E(C0)	35.2°	159 44
2.5	3.53	E(0°) E(C0)	35.2°	102 28
3.0	4.23	E(0°) E(C0)	35.2°	71 19

Distance [m] Cone diameter [m] Illuminance [lx]

— C0/C180 (Half-peak divergence: 70.4°)