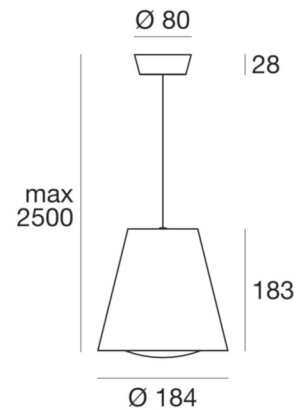
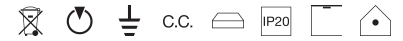


Conus_P1



Pendant Luminaires | 220-240 V | topLED 7 W 350 mA | CRI 90
7254



Technical data	
Type	Surface
Installation position	Ceiling
Installation environment	Indoor
Light Source	LED
Optics	General Lighting
Light emission direction	downward
Power	7 W
Source lumens	907 lm
Frequency	60 - 50 Hz
CCT / Tone	3000 K
Colour rendering index	90 Ra
AC / DC	AC
Safety class	1
IP	IP20
Glow wire test	850°
Direct mounting on normally flammable surfaces	Yes
CE	Yes
ETL	No
Fire Rated (BS 476 PT21 compliant)	No
Driver included	Driver
Induction	No
Emergency mode	No
Motion sensor	No
Directional	No
Tilting	No
Walk-over	No
Drive-over	No
Cable included	No
Resin potting	No
Type of light emission	Single emission
Net weight	1.900 Kg

Finishing casing	
Material	Aluminium
Colour	embossed white RAL 9003
Processing	Coating

Finishing diffuser	
Material	Glass
Processing	Sandblasting



Pendant Luminaires | 220-240 V | topLED 7 W 350 mA | CRI 90
7254

Single emission pendant luminaires for indoor application. The warm white LED light source with a general lighting light distribution is composed of 36 topLED LEDs with CCT of 3000 K and a CRI 90; the source luminous flux is 907 lm, with a 129.6 lm/W nominal luminous efficacy.

The device body is made of aluminium and features a embossed white ral 9003 finish, processed by means of coating; the diffuser is made of glass with a sandblasting treatment; the mounting frame is made of aluminium, with a embossed white ral 9003 finish, processed by means of coating. The ingress protection degree is IP20; the total weight is of 1.900 kg.

The total absorbed power is 7 W.

The device features protection class I and can be ceiling-mounted.

Illuminotechnical Features

Light Output Ratio (LOR)	67 %
Source lumens	907 lm
Delivered lumens	615 lm
Consumption	7 W
Luminaire efficacy	87 lm/W
Colour temperature	3000 K
Standard Deviation of Colour Matching	3 Step MacAdam
Colour rendering index	90 Ra

LED Life / Failure Ratio

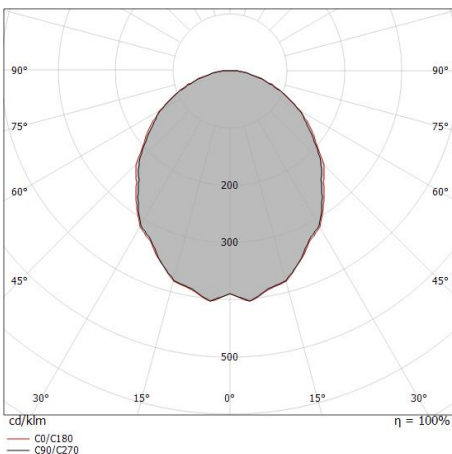
L80 B20 C0 80000h

UGR

X=4H Y=8H	S=0.25H
Reflection factor	70/50/20
UGR transversal	< 22
UGR axial	< 22

OPTICAL

Light distribution simmetry	Symmetrical
C0/C180 optics	97°



Distance [m]	Cone diameter [m]	illuminance [lx]
0.5	1.13 1.15	E(0°) 958 E(C90) 145 E(C0) 140
1.0	2.26 2.31	E(0°) 239 E(C90) 36 E(C0) 35
1.5	3.39 3.46	E(0°) 106 E(C90) 16 E(C0) 16
2.0	4.52 4.62	E(0°) 60 E(C90) 9 E(C0) 9
2.5	5.65 5.77	E(0°) 38 E(C90) 6 E(C0) 6
3.0	6.78 6.93	E(0°) 27 E(C90) 4 E(C0) 4

— C0/C180 (Half-peak divergence: 98.2°)
— C90/C270 (Half-peak divergence: 97.0°)