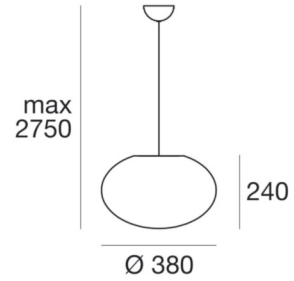
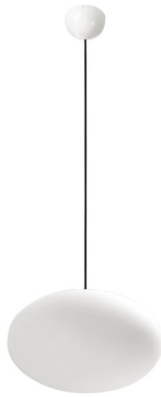


Oh! Smash_P



Pendant Luminaires | 220-240 V | 1xE27
10213



Technical data	
Type	Surface
Installation position	Ceiling
Installation environment	Indoor
Lamp cap	1 x E27 Max 30W
Frequency	50-60 Hz
Optics	General Lighting
Light emission direction	downward
Safety class	1
IP	IP20
Glow wire test	850°
Direct mounting on normally flammable surfaces	Yes
CE	Yes
ETL	No
Fire Rated (BS 476 PT21 compliant)	No
Induction	No
Emergency mode	No
Motion sensor	No
Directional	No
Tilting	No
Walk-over	No
Drive-over	No
Cable included	No
Resin potting	No
Type of light emission	Double emission
Net weight	1.910 Kg

Finishing diffuser	
Material	PE
Colour	neutral

Pendant Luminaires | 220-240 V | 1xE27
10213

Double emission pendant luminaires for indoor application. Compatibility: LED lamp, halogen 30 W, compact fluo 14 W; lamp cap 1xE27.

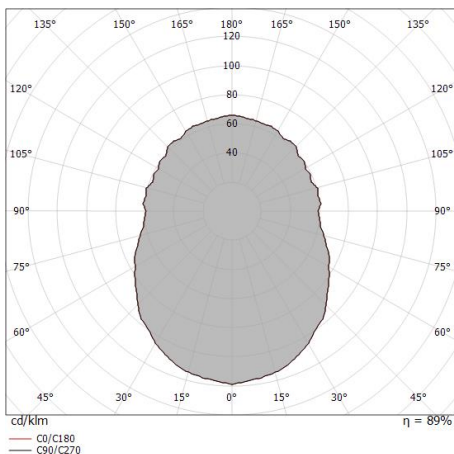
The diffuser is made of pe; the mounting frame is made of iron, with a white ral 9010 finish, processed by means of coating. The ingress protection degree is IP20; the total weight is of 1.910 kg.

The device features protection class I and can be ceiling-mounted.

Illuminotechnical Features	
Light Output Ratio (LOR)	82 %
Luminous flux (source)	405 lm
Luminaire luminous flux	334 lm
Consumption	30 W
Luminaire efficacy	13 lm/W
Colour rendering index	100 Ra

UGR	
X=4H Y=8H	S=0.25H
Reflection factor	70/50/20
UGR transversal	< 16
UGR axial	< 16

OPTICAL	
Light distribution simmetry	Symmetrical
C0/C180 optics	176°



0.5	28.64	E(0°) E(C0)	88.0°	193 0
1.0	57.27	E(0°) E(C0)	88.0°	48 0
1.5	85.91	E(0°) E(C0)	88.0°	21 0
2.0	114.55	E(0°) E(C0)	88.0°	12 0
2.5	143.18	E(0°) E(C0)	88.0°	8 0
3.0	171.82	E(0°) E(C0)	88.0°	5 0

Distance [m] Cone diameter [m] Illuminance [lx]

— C0/C180 (Half-peak divergence: 176.0°)