

# Kardan-IN/TL

Studio Tecnico Ivela


Sistema di illuminazione multidirezionale per LED COB di ultima generazione, caratterizzato da una o due fonti luminose orientabili e indipendenti fra loro, con oppure senza cornice di finitura. Questa flessibilità dell'orientamento consente di modulare la luce, in modo da rendere omogeneo il contesto generale e nello stesso tempo esaltarne i dettagli.

**Kardan-IN** è ideale per ambienti espositivi e ovunque siano richieste luci d'accento, come vetrine, musei, gallerie d'arte. Facilmente integrabile in ogni tipologia di arredo grazie alle sue linee essenziali e discrete. LED driver da ordinare separatamente, la potenza dell'apparecchio varia a seconda del driver scelto.

A multi-directional lighting system for the last generation of COB LEDs, featuring one or two adjustable and independent light sources, with or without decorative frame. This flexibility in orientation allows to modulate light, granting an effect of uniform lighting whilst enhancing details at the same time.

**Kardan-IN** is ideal for display areas and wherever accent lighting is required, such as shop windows, museums and art galleries. Its clean and essential design makes it suitable for any type of interior. LED drivers should be ordered separately, the wattage of the fittings changes, depending on the selected driver.







#### Materiali


- Corpo illuminante in pressofusione di alluminio verniciato poliестere.
- Cilindro antiabbagliamento interno in termoplastico nero
- Ottiche professionali intercambiabili in termoplastico metallizzato a specchio.
- Cornice in acciaio verniciato poliестere.
- Cassa interna in acciaio verniciato nero.

#### Materials

- Lighting body in die-cast aluminium polyester painted
- Inner snoot in black thermoplastic material
- Replaceable professional optic devices in thermoplastic mirror-metallized
- Steel frame, polyester painted
- Inner body in black painted steel

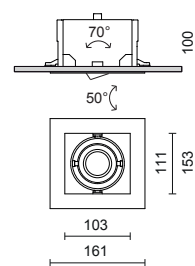


## KARDAN-IN



21 Bianco mat  
Mat white

Codice Code	LED Lumen	Product Lumen	Watt	Colour T (K)	CRI	Fascio Beam
Con cornice With frame						
<b>508-211BN</b>	1x1700	-	1x12	3000	85	30°
	1x2400	-	1x18			
<b>508-211AN</b>	1x1800	-	1x12	4000	85	30°
	1x2500	-	1x18			



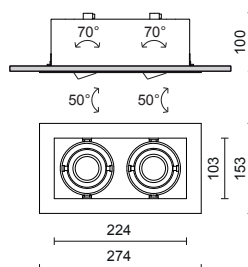
h 105mm 135x130mm 1,0kg

CE 850° IP20 A+ A+ A



21 Bianco mat  
Mat white

Codice Code	LED Lumen	Product Lumen	Watt	Colour T (K)	CRI	Fascio Beam
Con cornice With frame						
<b>508-221BN</b>	2x1700	-	2x12	3000	85	30°
	2x2400	-	2x18			
<b>508-221AN</b>	2x1800	-	2x12	4000	85	30°
	2x2500	-	2x18			



h 105mm 135x245mm 2,0kg

CE 850° IP20 A+ A+ A

Driver da ordinare separatamente  
Drivers should be ordered separately

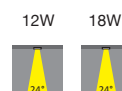


<b>81-04010</b>	1x12 W	Output 350mA - Regolabile sul taglio di fase - Dimmable on the mains
<b>81-04011</b>	1x18 W	Output 500mA
<b>81-04012</b>	2x12 W	Output 2x350mA
<b>81-04021</b>	2x18 W	Output 2x500mA

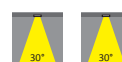
Accessori ottici intercambiabili  
Replaceable optical accessories




**28-3901-51** Ottica professionale S  
Professional optical device S



**28-3902-51** Ottica professionale M  
Professional optical device M



**28-3903-51** Ottica professionale W  
Professional optical device W



**28-3905-47** Schermo di chiusura in termoplastico trasparente  
Closing screen in clear thermoplastic material

\* Accessorio da utilizzare esclusivamente insieme a cod. 28-3905-47



**28-4022-30\*** Frangiluce alveolare  
Honeycomb

\* Accessory to be used only with code 28-3905-47

