



Incassi Downlights

Una sola parola: luce

Gli incassi sono una soluzione funzionale per un'illuminazione generale e d'accento: quando è acceso, il corpo prodotto è pressoché invisibile nel controsoffitto e lascia fluire solo la luce.

L'elevato rendimento luminoso si coniuga con contenuti valori di luminanza e livelli di abbagliamento estremamente bassi (UGR<05), grazie alle ottiche arretrate e ad un'ampia gamma di accessori.

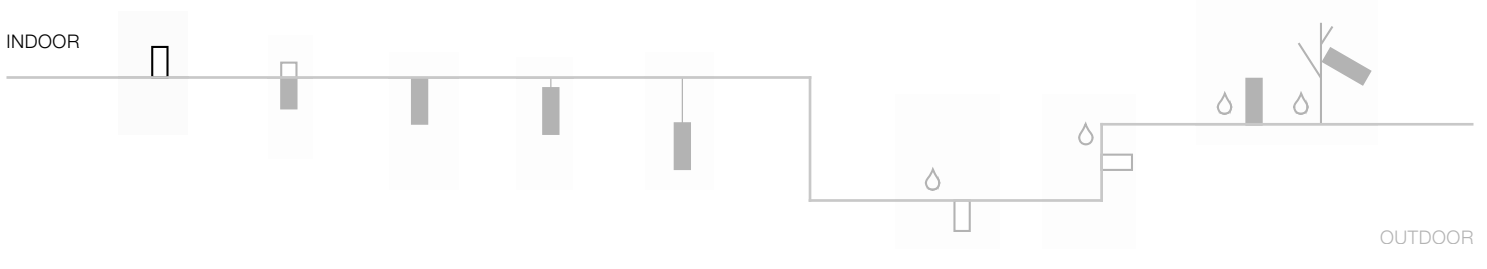
One word: light.

The recessed luminaires are a functional solution for general and accent lighting: when it is switched on, the product body is almost invisible in the false ceiling and the light is free to flow.

The high efficiency is combined with low luminance and extremely low glare levels (UGR<05), thanks to the deeply-recessed optics and to a wide range of accessories.




INDOOR



OUTDOOR

Incassi
Downlights

PERFETTO-IN 40 CON LENTE / WITH LENS



Codice Code	LED Lumen	Product Lumen	Watt	Colour T (K)	CRI	Fascio Beam
-------------	-----------	---------------	------	--------------	-----	-------------

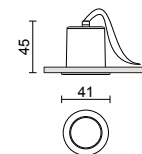
Fisso con lente non sostituibile e vetro zigrinato
Fixed with not replaceable lens and prismatic spread lens

254-219BN	150	-	2	3000	90	14°
	200	-	3			
254-219CN	130	-	2	2700	90	14°
	180	-	3			

Max 8 apparecchi 2W collegabili al driver 81-04019 (500 mA)
Max 3 apparecchi 3W collegabili al driver 81-02531 (700 mA)
Max 8 fittings 2W can be connected to the driver 81-04019 (500 mA)
Max 3 fittings 3W can be connected to the driver 81-02531 (700 mA)


Driver da ordinare separatamente per installazione in posizione remota
Drivers should be ordered separately for remote installation

81-04019	2W	Output 500mA (max 20W) Corrente costante - Constant current
81-02531	3W	Output 700mA (max 12W) Corrente costante - Constant current



h 45mm ø 36mm 0,1kg

PERFETTO-IN 40



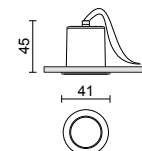
Fisso con vetro zigrinato
Fixed with prismatic spread lens

254-209BN	500	-	4,5	3000	90	60°
254-209CN	470	-	4,5	2700	90	60°

Max 4 apparecchi 4,5W collegabili al driver 81-04019 (500 mA)
Max 4 fittings 4,5W can be connected to the driver 81-04019 (500 mA)

Driver da ordinare separatamente per installazione in posizione remota
Drivers should be ordered separately for remote installation

81-04019	4,5W	Output 500mA (max 20W) Corrente costante - Constant current
-----------------	------	--



h 45mm ø 36mm 0,1kg

Accessori ottici su richiesta
Optical accessories on demand

Montaggio accessori - Accessories mounting



28-4105-100
Cilindro antiabbagliamento
oro satinato
Satinated gold snoot



28-4105-31
Cilindro antiabbagliamento
bianco
White snoot