



## DKM SINGLE-PHASE DIMMABLE TRACK 2MT

Design: Studio Tecnico Ivela



Product code	Colour
7520-20-30	Black
7520-20-31	White
7520-20-42	Satin silver

### General Specifications

Product type	: Tracks
Mounting type	: Ceiling - surface, Pendant
Description	: The 1-phase dimmable track operates through a + / - polarized signal to manage a wide range of options in the field of light planning. The lighting control systems make it possible to achieve real economies in terms of energetic efficiency, in combination with a scenographic approach to the use of light in different situations, such as show areas, museums, shopping and retail centres.

Indoor/outdoor lights	: Indoor
-----------------------	----------

### Physical Specifications

Load capacity (Kg)	: The DKM tracks can take a 2 Kg. load every 200 mm., with a maximum distance of 800 mm. between the fixing points. For a 10 Kg. load every 200 mm., the maximum fixing distance has to be 400 mm.
--------------------	----------------------------------------------------------------------------------------------------------------------------------------------------------------------------------------------------

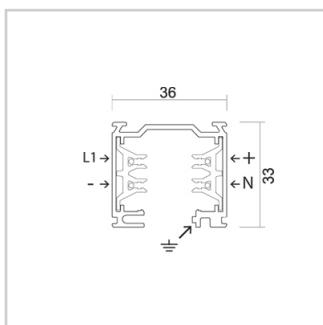
Body	: Extruded aluminium, Extruded PVC
Finishes	: Extruded painted aluminium

### Electrical Specifications

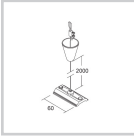
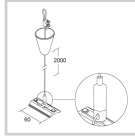
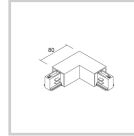
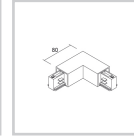
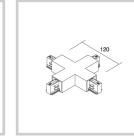
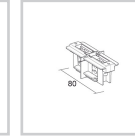
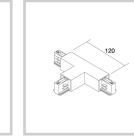
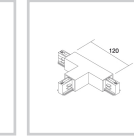
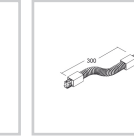
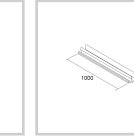
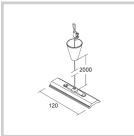
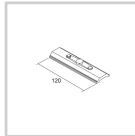
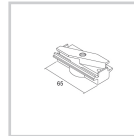
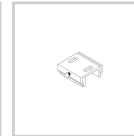
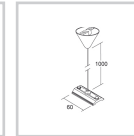
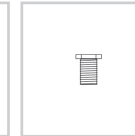
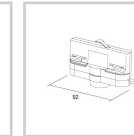
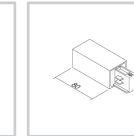
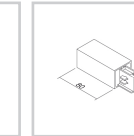
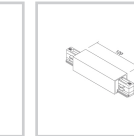
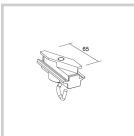
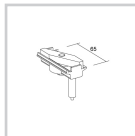
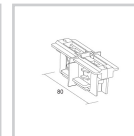

Current (A)	: 16
Glow wire (°C)	: 850
Voltage (V)	: 250

### Weight and Dimensions

Shape	: Square
Length (mm)	: 2000
Width (mm)	: 36
Height (mm)	: 33

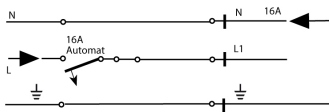


## Accessories

									
7606-00-30/31 Suspension kit	7606-06-30/31 Suspension kit	7655-10-W20/30/31 Inside L joint	7655-11-W20/30/31 Outside L joint	7657-10-W20/30/31 X joint	7654-10-W30/31 Mechanical straight joint	7656-10-W20/30/31 Right T joint	7656-11-W20/30/31 Left T joint	7658-10-W20/30/31 Flexible joint	7624-00-30/31 Track cover
									
7606-05-30/31 Suspension kit	7606-04-00 Plate	7625-00-30/31/52 Mechanical adapter	7607-00-00 Ceiling kit	7626-00-00 Suspension kit	7609-00-00 Nut	7559-00-20/30/31 Electro/mechanical adapter	7651-10-W20/30/31 Right live-end	7651-11-W20/30/31 Left live-end	7661-10-W20/30/31 Central connector and straight joint
									
7617-00-30/31/52 Mechanical adapter with hook	7618-00-30/31/52 Mechanical adapter with automatic locking	7660-00-W20/30/31 Mobile joint (on demand)	7604Q-10-W30/31 Electrical straight joint and with stop	7659I-00-W20/30/31 Dead end					

## Pictures and Applications

SCHEMA ELETTRICO / WIRING DIAGRAMS



CAPACITÀ DI CARICO / LOAD CAPACITY

